

# TRITAN

**PRECISION BEARINGS AND POWER TRANSMISSION COMPONENTS**



Your Link to Quality



## Foreword

The most up to date global research data, as well as the latest International Standards Organization (ISO) documents, were consulted in preparation of this improved edition of the TRITAN Bearings and Power Transmission Components Catalog.

This guide covers the deep groove bearings section of our upcoming catalog.

The catalog includes the full range of the company's standard manufacturing program. Because of the wide range of products illustrated in the catalog, the great majority of the needs of TRITAN customers can be accommodated. TRITAN bearings are manufactured in accordance with the ISO 9001 quality standards, with basic dynamic and static load ratings meeting ISO standards.

TRITAN is a world class manufacturer with more than 25 years experience in production of rolling bearings. Over the years, we have continually increased the quality of our bearings so that today, our products are recognized as being highly ranked in technical proficiency. We use the latest technologies to increase the life expectancy and performance of our bearings, which are made of high accuracy bearing steel with careful adherence to lubrication requirements.

All data included in this catalog is based on current production. We reserve the right to make any changes that may be necessitated by future technological advances.

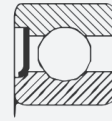
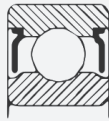
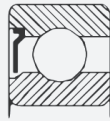
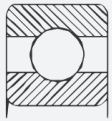
We strive for maximum customer satisfaction and we assure you that we will do everything possible to meet the needs of our customers.



# Deep Groove Ball Bearings

Deep groove ball bearings are manufactured in a varied range, both of standard design and various constructive versions.

These are used in a wide array of applications. Single row deep groove ball bearings are manufactured in many configurations as shown below.

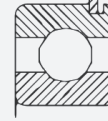
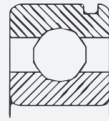
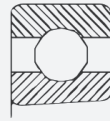
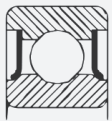


Z

ZZ

Z

RS



2RS

K

N

NR

## Suffixes

- C2** - radial clearance smaller than normal (tight)
- C3** - radial clearance larger than normal
- C4** - radial clearance larger than C3 (loose)
- EE** - bearing with extended inner ring
- F** - machined cage of steel or cast iron guided in the outer ring
- K** - bearing with tapered bore
- M** - machined cage of brass guided on the rolling elements
- N** - circular groove for snap ring on the outer ring
- NR** - circular groove on the outer ring and snap ring
- P0** (ABEC 1) - normal tolerance class (it is not marked)
- P6** (ABEC 3) - tolerance class more accurate than normal
- P63** - tolerance class P6 and radial clearance C3
- P5** - tolerance class more accurate than P6

- P4** (ABEC 7) - tolerance class more accurate than P5
- RS** - bearing with seal on one side, with friction on the inner ring recess
- 2RS** - bearing with 2 seals, friction on the inner ring recess
- RSR** - bearing with seal on one side, friction on the rib of the inner ring
- 2RSL** - bearing with 2 seals, light contact on inner ring groove
- TN** - polyamide cage
- V** - bearing without cage
- Z** - bearing with shield and recess on the inner ring
- ZZ** - bearing with 2 shields and recess on the inner ring

## Sealed and shielded deep groove ball bearings

In case of bearings with non-rubbing shields, there is a small interstice between the shield and the rib of the inner ring; in case of bearings with seals, the oil resistant elastic rubber lip rubs on the groove on the inner ring side (2RSL) or directly on the outside surface (2RS).

Bearings sealed and shielded on both sides are delivered filled with high speed, noise dampening polyurea thickened grease and are used at temperatures between -40°F and +350°F . Bearings can also be greased with special greases, relubrication not being necessary. Washing or heating are not allowed before bearing mounting in the assembly.

Bearings with shields have been designed primarily for cases when the inner ring rotates. When the outer ring rotates, the lubricant can flow out of the bearing at a certain speed. In such cases, we recommend you consult our engineers.

## Deep groove ball bearings with snap ring groove

Deep groove ball bearings, with snap ring groove on the outer ring can be located in the housing with snap rings.

Because of their simple and space saving mounting, these bearings simplify the assembly design. The groove for the snap ring and the snap rings are in accordance with ISO 464.

## Stainless steel deep groove ball bearings

Deep groove ball bearings can be made of stainless steel, providing high resistance to corrosion, high stability, high

temperature and high resistance to chemicals. Inner rings, outer rings and balls are constructed of AISI 440C Martensitic stainless steel. The retainer, seals and shield utilize AISI 301 stainless providing the ultimate corrosion resistance in humid and caustic environments.

Stainless steel deep groove ball bearings are lubricated with a multipurpose FDA approved grease and are suitable for a wide variety of standard and specialized applications.

## Dimensions

The overall dimensions of deep groove ball bearings are in accordance with the stipulations of ISO and ABMA (formerly AFBMA).

## Misalignments

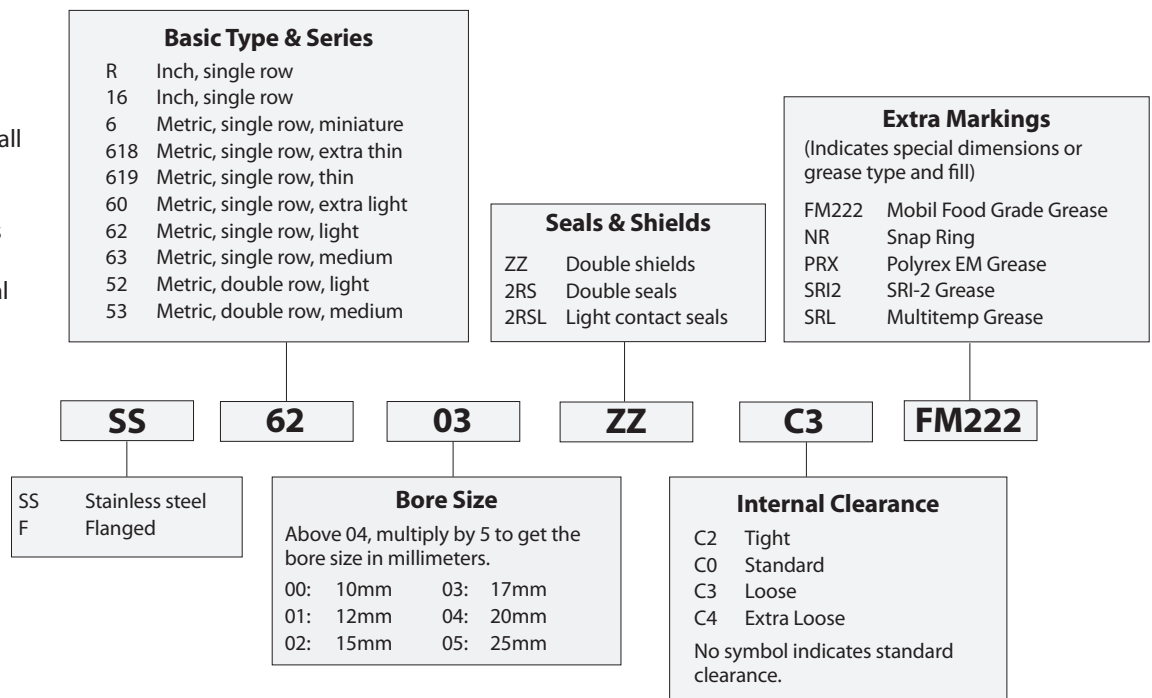
Deep groove ball bearings have limited abilities to compensate for bearing errors of alignment. The permissible misalignment between the outer ring and the inner ring, which will not produce inadmissible high additional loads in the bearing, depends on the bearing size, operational radial clearance, inner bearing design and also on the magnitude of loads and moments acting upon the bearing. Because of the complex relationship of these influence factors, definite and universally valid values of permissible misalignment cannot be determined .

Considering the above mentioned factors, under normal operation conditions the permissible misalignments are between 2 and 10 minutes of arc, depending on the bearing series and load.

It should be considered that misalignments of bearing rings in operation produce a considerably higher noise.

## Part Number Nomenclature

Each BL Deep Groove Ball Bearing part number is a unique combination indicating the bearing's type, series, internal clearance, bore size, seal and shields.



# Deep Groove Ball Bearings

## Tolerances

Deep groove ball bearings are generally manufactured to the normal tolerance class P0 (ABEC 1), however modern machinery often outputs bearings that comply with P6 (ABEC 3).

At request, they can also be manufactured to the tolerance classes P6, P5 or P4.

## Radial and axial clearance

TRITAN deep groove ball bearings are generally manufactured with a C3 radial clearance. At request, they can also be manufactured with radial clearance tighter or looser than C3 according to ISO 5753. The values of radial clearance are given in table 1.

Radial clearance of deep groove ball bearings

Table 1

Bore diameter		Clearance group symbol for bearings with cylindrical bore									
d		C2		Normal		C3		C4		C5	
over	up to	min.	max.	min.	max.	min.	max.	min.	max.	min.	max.
mm		μm									
2,5	10	0	7	2	13	8	23	14	29	20	37
10	18	0	9	3	18	11	25	18	33	25	45
18	24	0	10	5	20	13	28	20	36	28	48
24	30	1	11	5	20	13	28	23	41	30	53
30	40	1	11	6	20	15	33	28	46	40	64
40	50	1	11	6	23	18	36	30	51	45	73
50	65	1	15	8	28	23	43	38	61	55	90
65	80	1	15	10	30	25	51	46	71	65	105
80	100	1	18	12	36	30	58	53	84	75	120
100	120	2	20	15	41	36	66	61	97	90	140
120	140	2	23	18	48	41	81	71	114	105	160
140	160	2	23	18	53	46	91	81	130	120	180
160	180	2	25	20	61	53	102	91	147	135	200
180	200	2	30	25	71	63	117	107	163	150	230
200	225	2	35	25	85	75	140	125	195	175	265
225	250	2	40	30	95	85	160	145	225	205	300
250	280	2	45	35	105	90	170	155	245	225	340
280	315	2	55	40	115	100	190	175	270	245	370
315	355	3	60	45	125	110	210	195	300	275	410
355	400	3	70	55	145	130	240	225	340	315	460

Axial clearance and mounting preload of paired bearings series 60, 62, 63

Table 2

Bore diameter		Axial clearance (suffix A)		Preload (suffix L)		
over	up to	min.	max.	Bearing series 60	62	63
mm		μm		N		
10	10	15	35	30	30	
18	18	20	40	50	50	100
18	30	25	45	100	100	100
30	50	35	55	100	100	200
50	80	40	70	200	200	350
80	120	50	80	300	400	600
120	180	60	100	500	700	900
180	250	70	110	800	1000	1200

## Cages

Deep groove ball bearings are generally fitted with cages of pressed steel sheet.

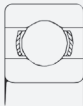

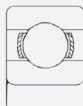

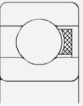

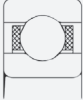

Cages of glass fiber-reinforced polyamide 6.6 are also suitable if the operating temperature doesn't exceed +120°C. They have reduced weight, low coefficient of friction and are noiseless in operation. Large-sized bearings are fitted with machined brass cages. Cage design and some technical data are given in table 3.

## Bearing minimum radial load

A minimum load must be applied on a deep groove ball bearing so that they can operate correctly, especially in case of operating under heavy loads.

## Cage design and technical data

Table 3

Cage	Design bearing	cage	Application	Max. value	
				oil	grease
Pressed sheet cage with fins			<ul style="list-style-type: none"> <li>- General application</li> <li>- Bearings with <math>d &lt; 10</math> mm</li> <li>- Low frictional moment</li> <li>- Low inertia</li> <li>- Moderate speeds.</li> </ul>	$550 \times 10^3$	$450 \times 10^3$
Pressed cage of riveted sheet			<ul style="list-style-type: none"> <li>- General application</li> <li>- Bearings with <math>d &gt; 10</math> mm</li> <li>- Low frictional moment</li> <li>- Low inertia</li> <li>- Moderate speeds.</li> </ul>	$1000 \times 10^3$	$550 \times 10^3$
Polyamide cage			<ul style="list-style-type: none"> <li>- General application</li> <li>- Low frictional moment</li> <li>- High speeds</li> </ul>	$1400 \times 10^3$	$1100 \times 10^3$
Brass machined cage			<ul style="list-style-type: none"> <li>- General application</li> <li>- Small bore bearings subjected to vibration conditions.</li> <li>- Large bore (150mm+) bearings</li> </ul>	$1000 \times 10^3$	$800 \times 10^3$

The forces of inertia which occur in bearing as well as the friction in lubricant influence negatively the operating conditions and can cause detrimental sliding movements between balls and raceways.

Minimum radial load depends on the bearing size, speed and lubricant viscosity at operating temperature. It can be roughly calculated from the equation:

$$F_{r \min} = 0,01 C_r, \quad (C_r = \text{basic dynamic radial load}).$$

### Equivalent dynamic radial load

Deep groove ball bearings can take also radial and axial combined loads.

For deep groove ball bearings, single or paired in tandem arrangement DT, equivalent dynamic radial load can be calculated using the equation:

$$P_r = F_r, \text{ kN}, \quad \text{when } F_a/F_r \leq e$$

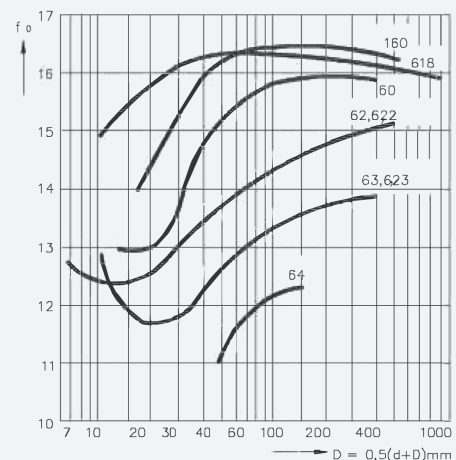
$$P_r = X F_r + Y F_a, \text{ kN}, \quad \text{when } F_a/F_r > e$$

The greater the axial load, the greater the contact angle of these bearings.

Factors  $e$ ,  $X$  and  $Y$  depend on the ratio  $f_0 F_a / C_{0r}$ . Factor  $f_0$  can be

determined using the diagram in the figure at right, as a function of dimension series and mean diameter  $(d+D)/2$ .  $F_a$  is the axial load and  $C_{0r}$  is the static basic load of the bearing.

The values of factors  $e$ ,  $X$ ,  $Y$  which depend on the bearing clearance can be determined from table 4, corresponding to the values of the ratio  $f_0 F_a / C_{0r}$ . The values in table 4 apply to bearings mounted with normal fit, i.e. shafts manufactured to tolerance class j5 or k5 and housing J6, respectively.



# Deep Groove Ball Bearings

Calculation factors e, X and Y for deep groove ball bearings, single mounted or matched in tandem.  
Table 4

$f_0 F_a / C_{0r}$	Normal radial clearance			Radial clearance C3			Radial clearance C4		
	e	X	Y	e	X	Y	e	X	Y
0,2	0,19	0,56	2,25	0,32	0,46	1,77	0,38	0,44	1,44
0,4	0,22	0,56	1,95	0,34	0,46	1,63	0,42	0,44	1,36
0,8	0,26	0,56	1,68	0,38	0,46	1,44	0,45	0,44	1,25
1,6	0,31	0,56	1,40	0,43	0,46	1,27	0,48	0,44	1,16
3	0,37	0,56	1,20	0,48	0,46	1,14	0,52	0,44	1,08
6	0,44	0,56	1,02	0,54	0,46	1	0,56	0,44	1

The shoulder should have the proper height corresponding to maximum bearing mounting chamfer.

The values of the connection radius ( $r_u$ ) and support shoulder height ( $h_u$ ) as functions of mounting chamfers are given in table 6.

## Axial load

If deep groove ball bearings are purely axial loaded, the axial load should not exceed  $0,5 C_{0r}$ . In case of small-sized bearings and bearings of light series (diameter series 8, 9, 0 and 1), the axial load should not exceed  $0,25 C_{0r}$ .

Heavy axial loads cause a significant decrease of bearing rating life. In such cases, we recommend you to consult our experts.

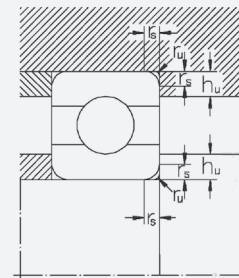

## Abutment dimensions

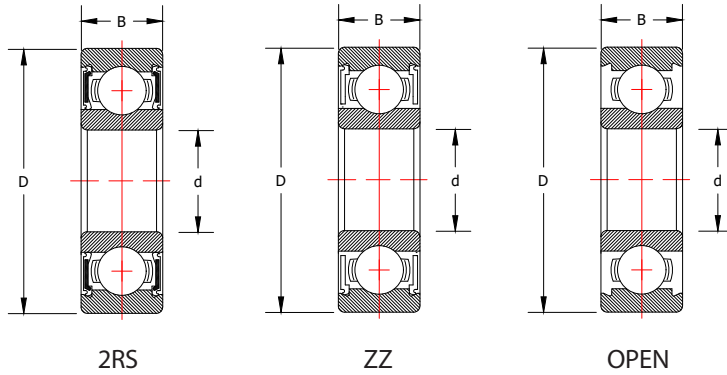
For a proper location of bearing rings on the shaft shoulder and housing shoulder, respectively, maximum shaft (housing) connection radius  $r_u$  max should be less than minimum bearing mounting chamfer  $r_s$  min.

Abutment dimensions

Table 6

$r_s$ min.	$r_u$ max.	$h_u$ min.		
		Bearing series 618,619, 160	161,60, 62,63	
mm				
0,15	0,15	0,4	0,7	—
0,2	0,20	0,7	0,9	—
0,3	0,30	1	1,2	—
0,6	0,60	1,6	2,1	—
1	1	2,3	2,8	—
1,1	1	3	3,5	4,5
1,5	1,5	3,5	4,5	5,5
2	2	4,4	5,5	6,5
2,1	2,1	5,1	6	7
3	2,5	6,2	7	8
4	3	7,3	8,5	10
5	4	9	10	12
6	5	11,5	13	15
7,5	6	14	—	—

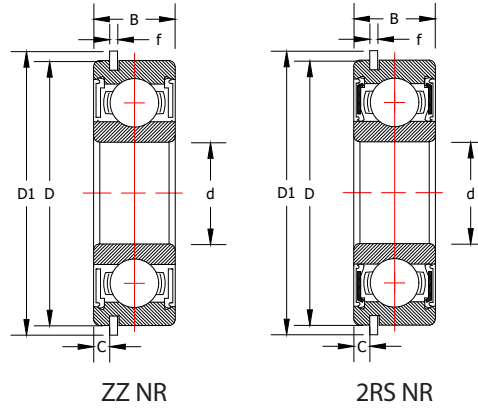




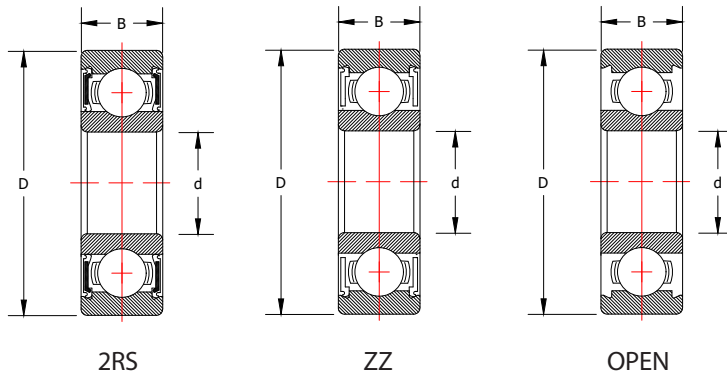
d (mm)	Dimensions		Bearing Designation	Basic Radial Load Factors		Speed Rating Grease (RPM)	Speed Rating Oil	Weight (Lbs)
	D	B		Dynamic C (Lbs)	Static Co (Lbs)			
10	15	4	61700 2RS	193	495	30000	-	0.009
	15	4	61700 ZZ	193	495	32000	-	0.009
	19	5	61800	410	208	36000	43000	0.01
	19	5	61800 2RS	410	208	22000	-	0.01
	19	5	61800 ZZ	410	208	36000	-	0.01
	22	6	61900	610	290	35000	38000	0.02
	22	6	61900 2RS	610	290	20000	-	0.02
	22	6	61900 ZZ	610	290	35000	-	0.02
	26	8	6000	1030	440	32000	34000	0.04
	26	8	6000 2RS	1030	440	17000	-	0.04
	26	8	6000 ZZ	1030	440	32000	-	0.04
	26	8	6000 2RSNR	1030	440	17000	-	0.04
	26	8	6000 ZZNR	1030	440	29000	-	0.04
	30	9	6200	1150	540	24000	30000	0.07
	30	9	6200 2RS	1150	540	17000	-	0.08
	30	9	6200 ZZ	1150	540	24000	-	0.08
	30	9	6200 2RSNR	1150	540	17000	-	0.08
	30	9	6200 ZZNR	1150	540	24000	-	0.08
	35	11	6300	1820	780	26000	30000	0.12
	35	11	6300 2RS	1820	780	15000	-	0.12
35	11	6300 ZZ	1820	780	26000	-	0.12	
35	11	6300 2RSNR	1820	780	15000	-	0.12	
35	11	6300 ZZNR	1820	780	17000	-	0.12	
12	18	4	61701 2RS	209	532	27000	-	0.01
	18	4	61701 ZZ	209	532	29000	-	0.01
	21	5	61801	430	220	36000	38000	0.01
	21	5	61801 2RS	430	220	20000	-	0.01
	21	5	61801 ZZ	430	220	36000	-	0.01
	24	6	61901	650	330	27000	36000	0.02
	24	6	61901 2RS	650	330	19000	-	0.02
	24	6	61901 ZZ	650	330	27000	-	0.02
	28	8	6001	1150	540	32000	34000	0.05
	28	8	6001 2RS	1150	540	17000	-	0.05
	28	8	6001 ZZ	1150	540	32000	-	0.05
	28	8	6001 NR	1150	540	26000	34000	0.05
	28	8	6001 2RSNR	1150	540	17000	-	0.05
	28	8	6001 ZZNR	1150	540	26000	-	0.05
	32	10	6201	1530	690	25000	30000	0.08
	32	10	6201 2RS	1530	690	15000	-	0.09
	32	10	6201 ZZ	1530	690	25000	-	0.09



# Deep Groove Ball Bearings

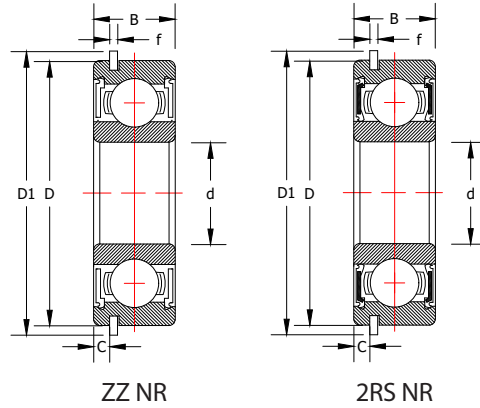


d (mm)	Dimensions		Bearing Designation	Basic Radial Load Factors		Speed Rating Grease (RPM)	Speed Rating Oil	Weight (Lbs)
	D	B		Dynamic C (Lbs)	Static Co (Lbs)			
12	32	10	6201 2RSNR	1530	690	15000	-	0.09
	32	10	6201 ZZNR	1530	690	22000	-	0.09
	37	12	6301	2108	950	20000	28000	0.14
	37	12	6301 2RS	2108	950	14000	-	0.14
	37	12	6301 ZZ	2108	950	20000	-	0.14
	37	12	6301 2RSNR	2180	950	14000	-	0.14
13	32	10	6201X13 2RS	1530	690	14000	-	0.09
	32	10	6201X13 ZZ	1530	690	22000	-	0.09
15	21	4	61702 2RS	211	581	26000	-	0.01
	21	4	61702 ZZ	211	581	26000	30000	0.01
	24	5	61802	470	290	30000	34000	0.02
	24	5	61802 2RS	470	290	17000	-	0.02
	24	5	61802 ZZ	470	290	30000	-	0.02
	28	7	61902	980	510	24000	30000	0.04
	28	7	61902 2RS	980	510	16000	-	0.04
	28	7	61902 ZZ	980	510	24000	-	0.04
	21	4	61702 2RS	211	581	11000	-	0.01
	21	4	61702 ZZ	211	581	11000	-	0.01
	32	8	16002 ZZ	900	500	22000	-	0.06
	32	9	6002	1260	640	26000	30000	0.06
	32	9	6002 2RS	1260	640	14000	-	0.07
	32	9	6002 ZZ	1260	640	26000	-	0.06
	32	9	6002 2RSNR	1260	640	14000	-	0.06
	32	9	6002 ZZNR	1260	640	15000	-	0.06
	35	11	6202	1740	805	19000	23000	0.10
	35	11	6202 2RS	1740	805	14000	-	0.10
	35	11	6202 ZZ	1740	805	19000	-	0.10
	35	11	6202 2RSNR	1740	805	14000	-	0.10
	35	11	6202 ZZNR	1740	805	19000	-	0.10
	42	13	6302	2570	1230	18000	26000	0.19
42	13	6302 2RS	2570	1230	11000	-	0.19	
42	13	6302 ZZ	2570	1230	18000	-	0.19	
42	13	6302 2RSNR	2570	1230	13000	-	0.19	
16	35	11	6202X16 2RS	1740	805	14000	-	0.10
	35	11	6202X16 ZZ	1740	805	19000	-	0.11
	40	12	6203X16 2RS	2150	1080	14000	-	0.15

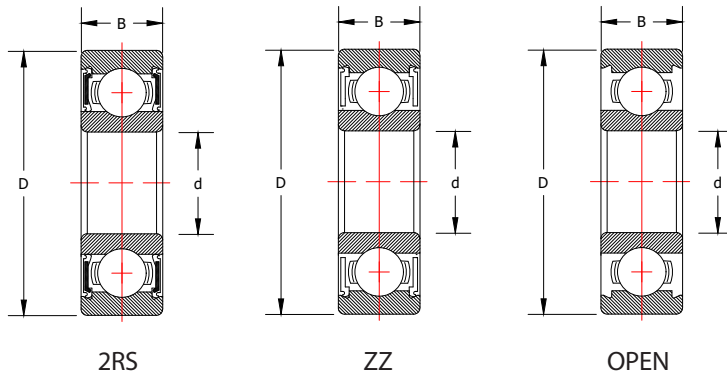


d (mm)	Dimensions		Bearing Designation	Basic Radial Load Factors		Speed Rating Grease (RPM)	Speed Rating Oil	Weight (Lbs)
	D	B		Dynamic C (Lbs)	Static Co (Lbs)			
17	23	4	61703 2RS	225	657	24000	-	0.012
	23	4	61703 ZZ	225	657	28000	-	0.012
	26	5	61803	630	385	24000	30000	0.02
	26	5	61803 2RS	630	385	22000	-	0.02
	26	5	61803 ZZ	630	385	24000	-	0.02
	30	7	61903	1040	570	22000	26000	0.04
	30	7	61903 2RS	1040	570	20000	-	0.06
	30	7	61903 ZZ	1040	570	22000	-	0.04
	35	10	6003	1350	730	22000	26000	0.08
	35	10	6003 2RS	1350	730	13000	-	0.09
	35	10	6003 ZZ	1350	730	22000	-	0.08
	35	10	6003 2RSNR	1350	730	13000	-	0.08
	35	10	6003 ZZNR	1350	730	22000	-	0.08
	40	12	6203	2150	1080	15000	20000	0.14
	40	12	6203 2RS	2150	1080	11000	-	0.15
	40	12	6203 2RSB	2150	1080	11000	-	0.15
	40	12	6203 ZZ	2150	1080	15000	-	0.15
	40	12	6203 2RSNR	2150	1080	11000	-	0.15
	40	12	6203 ZZNR	2150	1080	12000	-	0.15
	47	14	6303	3060	1470	17000	25000	0.26
47	14	6303 2RS	3060	1470	11000	-	0.26	
47	14	6303 ZZ	3060	1470	17000	-	0.26	
47	14	6303 2RSNR	3060	1470	11000	-	0.26	
47	14	6303 ZZNR	3060	1470	11000	-	0.26	
62	17	6403 2RS	5000	2500	11000	-	0.65	
20	27	4	61704 2RS	227	722	18000	-	0.012
	27	4	61704 ZZ	227	722	24000	-	0.012
	32	7	61804	900	560	22000	26000	0.04
	32	7	61804 2RS	900	560	13000	-	0.04
	32	7	61804 ZZ	900	560	22000	-	0.04
	37	9	61904	1440	830	18000	22000	0.08
	37	9	61904 2RS	1440	830	12000	-	0.08
	37	9	61904 ZZ	1440	830	18000	-	0.08
	37	9	61905 ZZ	1440	830	18000	-	0.08
	42	8	16004 ZZ	1800	1000	17000	-	0.11
	42	12	6004	2110	1140	18000	21000	0.14
	42	12	6004 2RS	2110	1140	11000	-	0.15
	42	12	6004 ZZ	2110	1140	18000	-	0.14
	42	12	6004 2RSNR	2110	1140	11000	-	0.14
	42	12	6004 ZZNR	2110	1140	18000	-	0.14

# Deep Groove Ball Bearings



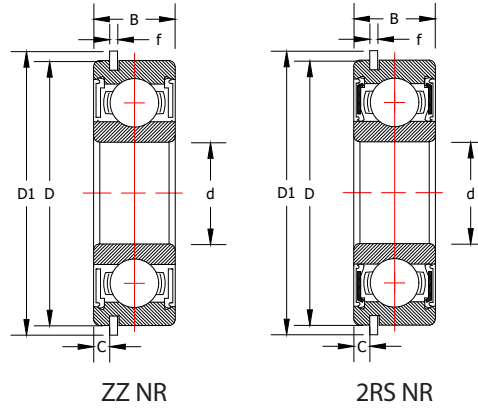
d (mm)	Dimensions		Bearing Designation	Basic Radial Load Factors		Speed Rating Grease (RPM)	Speed Rating Oil	Weight (Lbs)
	D	B		Dynamic C (Lbs)	Static Co (Lbs)			
20	47	14	6204	2880	1490	15000	18000	0.23
	47	14	6204 2RS	2880	1490	11000	-	0.25
	47	14	6204 ZZ	2880	1490	15000	-	0.25
	47	14	6204 NR	2880	1490	15000	18000	0.25
	47	14	6204 2RSNR	2880	1490	10000	-	0.25
	47	14	6204 ZZNR	2880	1490	11000	-	0.25
	52	15	6304	3580	1780	15000	23000	0.32
	52	15	6304 2RS	3580	1780	9000	-	0.32
	52	15	6304 ZZ	3580	1780	15000	-	0.32
	52	15	6304 2RSNR	3580	1780	9000	-	0.32
	52	15	6304 ZZNR	3580	1780	10000	-	0.32
	72	19	6404 2RS	5800	3000	9000	-	0.90
72	19	6404 ZZ	5800	3000	10400	-	0.90	
22	44	12	60/22 2RS	2100	1400	11000	-	0.17
	50	14	62/22 2RS	2880	1490	11000	-	0.28
	56	16	63/22 2RS	3600	3000	9000	-	0.32
25	32	4	61705 2RS	247	838	7000	21000	0.030
	32	4	61705 ZZ	247	838	7000	22000	0.030
	37	7	61805	1010	710	19000	22000	0.05
	37	7	61805 2RS	900	560	13000	-	0.05
	37	7	61805 ZZ	1010	710	19000	-	0.05
	42	9	61905	1590	1020	15000	19000	0.09
	42	9	61905 2RS	1590	1020	10000	-	0.10
	47	12	6005	2260	1320	15000	18000	0.18
	47	12	6005 2RS	2260	1320	9000	-	0.18
	47	12	6005 ZZ	2260	1320	15000	-	0.18
	47	12	6005 2RSNR	2260	1320	9000	-	0.18
	47	12	6005 ZZNR	2260	1320	15000	-	0.18
	52	15	6205	3150	1770	13000	17000	0.28
	52	15	6205 2RS	3150	1770	8000	-	0.29
	52	15	6205 Z	3150	1770	13000	-	0.29
	52	15	6205 ZZ	3150	1770	13000	-	0.29
	52	15	6205 NR	3150	1770	10500	17000	0.29
	52	15	6205 2RSNR	3150	1770	8000	-	0.29
	52	15	6205 ZZNR	3150	1770	10500	-	0.29
	62	17	6305	4640	2520	12000	20000	0.52
	62	17	6305 2RS	4640	2520	7500	-	0.52
	62	17	6305 Z	4640	2520	12000	-	0.51
	62	17	6305 ZZ	4640	2520	12000	-	0.52



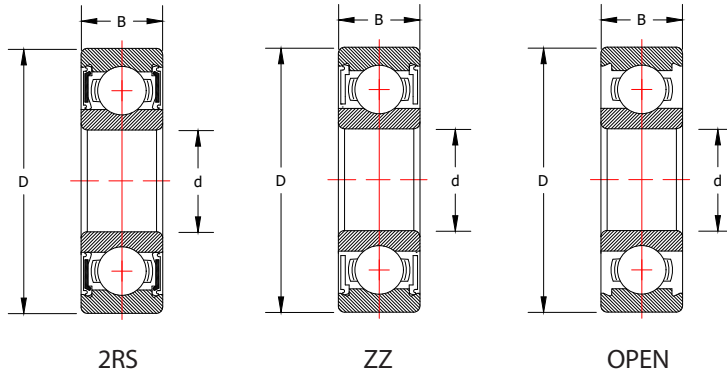
d (mm)	Dimensions		Bearing Designation	Basic Radial Load Factors		Speed Rating Grease (RPM)	Speed Rating Oil	Weight (Lbs)
	D	B		Dynamic C (Lbs)	Static Co (Lbs)			
25	62	17	6305 2RSNR	4640	2520	7500	-	0.52
	62	17	6305 ZZNR	4640	2520	9500	-	0.52
	80	21	6405	6400	3500	10400	13000	1.17
28	52	12	60/28 2RS	2800	1660	8000	-	0.23
	58	16	62/28 2RS	3150	1770	7500	-	0.38
	68	19	63/28 2RS	6000	3370	7500	-	0.64
30	37	4	61706 2RS	256	947	12000	-	0.03
	37	4	61706 ZZ	256	947	18000	-	0.03
	42	7	61806	1060	820	16000	18000	0.06
	42	7	61806 2RS	1060	820	9000	-	0.06
	42	7	61806 ZZ	1060	820	16000	-	0.06
	47	9	61906	1630	1130	13000	17000	0.10
	47	9	61906 2RS	1630	1130	8000	-	0.10
	47	9	61906 ZZ	1630	1130	13000	-	0.10
	55	13	6006	2970	1860	13000	15000	0.26
	55	13	6006 2RS	2970	1860	8000	-	0.26
	55	13	6006 ZZ	2970	1860	13000	-	0.26
	55	13	6006 2RSNR	2970	1860	8000	-	0.26
	55	13	6006 ZZNR	2970	1860	13000	-	0.26
	62	16	6206	4390	2540	11000	15000	0.42
	62	16	6206 2RS	4390	2540	7500	-	0.44
	62	16	6206 ZZ	4390	2540	11000	-	0.44
	62	16	6206 NR	4390	2540	10000	15000	0.44
	62	16	6206 2RSNR	4390	2540	7500	-	0.44
	62	16	6206 ZZNR	4390	2540	10000	-	0.44
	72	19	6306	6000	3370	10000	15000	0.77
	72	19	6306 2RS	6000	3370	6000	-	0.77
72	19	6306 ZZ	6000	3370	10000	-	0.77	
72	19	6306 2RSNR	6000	3370	6000	-	0.77	
72	19	6306 ZZNR	6000	3370	9000	-	0.77	
90	23	6406 2RS	10600	5500	5000	-	1.63	
32	58	13	60/32 2RS	3390	2050	8000	-	0.30
	75	20	62/32 2RS	4390	2540	7500	-	0.49
	75	20	63/32	6000	3370	7200	0	0.89
	75	20	63/32 2RS	6000	3370	6000	-	0.89
35	47	7	61807	1100	920	14000	16000	0.07
	47	7	61807 2RS	1100	920	8000	-	0.06



# Deep Groove Ball Bearings

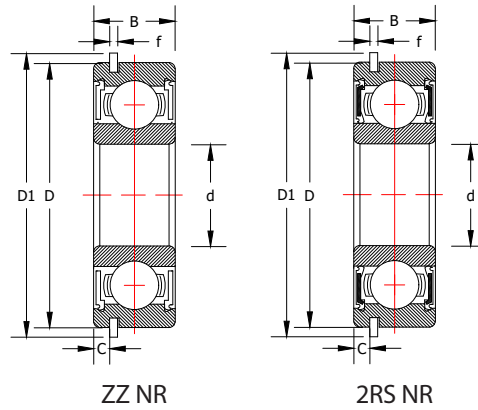


d (mm)	Dimensions		Bearing Designation	Basic Radial Load Factors		Speed Rating Grease (RPM)	Speed Rating Oil	Weight (Lbs)
	D	B		Dynamic C (Lbs)	Static Co (Lbs)			
35	47	7	61807 ZZ	1100	920	14000	-	0.06
	55	10	61907	2390	1630	11000	15000	0.15
	55	10	61907 2RS	2390	1630	7500	-	0.17
	55	10	61907 ZZ	2390	1630	11000	-	0.17
	62	14	6007	3600	2310	12000	14000	0.33
	62	14	6007 2RS	3600	2310	7000	-	0.34
	62	14	6007 ZZ	3600	2310	12000	-	0.33
	62	14	6007 2RSNR	3600	2310	7000	-	0.33
	62	14	6007 ZZNR	3600	2310	12000	-	0.33
	72	17	6207	5800	3400	9800	11000	0.63
	72	17	6207 2RS	5800	3400	6000	-	0.64
	72	17	6207 ZZ	5800	3400	9800	-	0.64
	72	17	6207 NR	5800	3400	9800	11000	0.64
	72	17	6207 2RSNR	5800	3400	6000	-	0.64
	72	17	6207 ZZNR	5800	3400	9800	-	0.64
	80	21	6307	7500	4300	9000	14000	1.01
	80	21	6307 2RS	7500	4300	6000	-	1.01
	80	21	6307 ZZ	7500	4300	9000	-	1.01
80	21	6307 2RSNR	7500	4300	6000	-	1.01	
80	21	6307 ZZNR	7500	4300	8500	-	1.01	
40	52	7	61808	1140	980	13000	14000	0.08
	52	7	61808 2RS	1140	980	7000	-	0.07
	52	7	61808 ZZ	1140	980	13000	-	0.07
	62	12	61908	3080	2250	10000	13000	0.23
	62	12	61908 2RS	3080	2250	6700	-	0.25
	62	12	61908 ZZ	3080	2250	10000	-	0.25
	68	15	6008	3750	2590	10000	12000	0.49
	68	15	6008 2RS	3750	2590	6000	-	0.50
	68	15	6008 ZZ	3750	2590	10000	-	0.49
	68	15	6008 2RSNR	3750	2590	6000	-	0.49
	68	15	6008 ZZNR	3750	2590	10000	-	0.49
	80	18	6208	6500	4000	8700	10000	0.78
	80	18	6208 2RS	6500	4000	5200	-	0.81
	80	18	6208 ZZ	6500	4000	8700	-	0.81
	80	18	6208 NR	6500	4000	8700	10000	0.81
	80	18	6208 2RSNR	6500	4000	5200	-	0.81
	80	18	6208 ZZNR	6500	4000	10000	-	0.81
	90	23	6308	9100	5400	7800	9200	1.40
	90	23	6308 2RS	9100	5400	5000	-	1.40
	90	23	6308 ZZ	9100	5400	7800	-	1.40

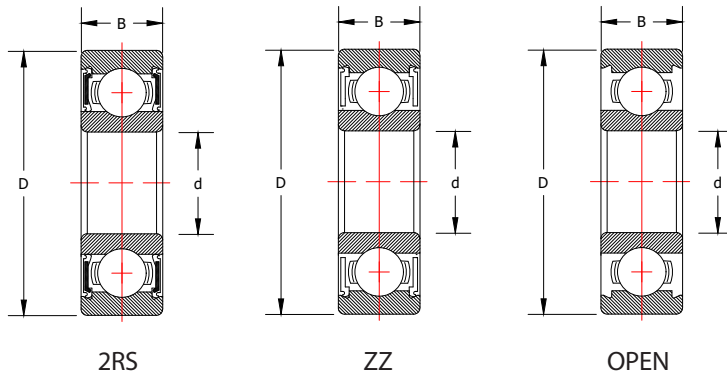


d (mm)	Dimensions		Bearing Designation	Basic Radial Load Factors		Speed Rating Grease (RPM)	Speed Rating Oil	Weight (Lbs)
	D	B		Dynamic C (Lbs)	Static Co (Lbs)			
40	90	23	6308 NR	9100	5400	7800	9200	1.40
	90	23	6308 2RSNR	9100	5400	5000	-	1.40
	90	23	6308 ZZNR	9100	5400	7800	-	1.40
45	58	7	61809	1419	1270	10000	12000	0.09
	58	7	61809 2RS	1420	1270	6700	-	0.09
	58	7	61809 ZZ	1420	1270	10000	-	0.09
	68	12	61909	3400	2530	9000	12000	0.28
	68	12	61909 2RS	3400	2530	6000	-	0.30
	68	12	61909 ZZ	3400	2530	9000	-	0.28
	75	16	6009	5720	3400	9000	11000	0.53
	75	16	6009 2RS	5720	3400	5000	-	0.53
	75	16	6009 ZZ	5720	3400	9000	-	0.53
	85	19	6209	7300	4600	7800	9200	0.90
	85	19	6209 2RS	7300	4600	5000	-	0.90
	100	25	6309	11900	7200	7000	9000	1.84
100	25	6309 2RS	11900	7200	4500	-	1.83	
100	25	6309 ZZ	11900	7200	7000	-	1.84	
50	85	19	6209 ZZ	7300	4600	7800	-	0.90
	65	7	61810	1480	1370	9000	11000	0.11
	65	7	61810 2RS	1480	1370	6000	-	0.12
	65	7	61810 ZZ	1480	1370	9000	-	0.12
	72	12	61910	3500	2750	8000	11000	0.29
	72	12	61910 2RS	3500	2750	5600	-	0.31
	72	12	61910 ZZ	3500	2750	8000	-	0.29
	80	16	6010	4900	3700	8400	9800	0.58
	80	16	6010 2RS	4900	3700	5000	-	0.59
	80	16	6010 ZZ	4900	3700	8400	-	0.58
	90	20	6210	7870	5200	7500	8300	1.01
	90	20	6210 2RS	7870	5200	4500	-	1.02
	110	27	6310	13900	8600	6400	7500	2.36
	110	27	6310 2RS	13900	8600	4000	-	2.36
	110	27	6310 ZZ	13900	8600	6400	-	2.36
90	20	6210 ZZ	7870	5200	7500	-	1.02	
55	72	9	61811	1980	1820	8700	10000	0.18
	72	9	61811 2RS	1980	1820	5300	-	0.19
	72	9	61811 ZZ	1980	1820	8700	-	0.19
	90	18	6011	6350	4850	7700	9000	0.84

# Deep Groove Ball Bearings



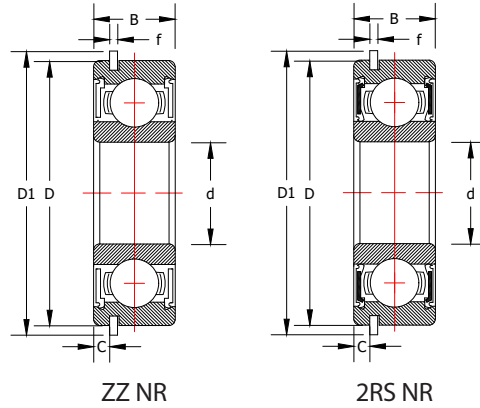
d (mm)	Dimensions		Bearing Designation	Basic Radial Load Factors		Speed Rating Grease (RPM)	Speed Rating Oil	Weight (Lbs)
	D	B		Dynamic C (Lbs)	Static Co (Lbs)			
55	90	18	6011 2RS	6350	4850	4200	-	0.84
	90	18	6011 ZZ	6350	4850	7700	-	0.84
	100	21	6211	9750	6500	6400	7600	1.32
	100	21	6211 2RS	9750	6500	4000	-	1.34
	100	21	6211 ZZ	9750	6500	6400	-	1.34
	120	29	6311	16100	10100	5800	6800	3.02
	120	29	6311 2RS	16100	10100	3500	-	3.02
	120	29	6311 ZZ	16100	10100	5800	-	3.02
60	78	10	61812	2580	2380	8000	9400	0.24
	78	10	61812 2RS	2580	2380	4800	-	0.24
	78	10	61812 ZZ	2580	2380	8000	-	0.24
	95	18	6012	6600	5200	7000	8300	0.91
	95	18	6012 2RS	6600	5200	4000	-	0.91
	95	18	6012 ZZ	6600	5200	7000	-	0.91
	110	22	6212	11800	8150	6000	7000	1.72
	110	22	6212 2RS	11800	8150	4000	-	1.73
	110	22	6212 ZZ	11800	8150	6000	-	1.73
	130	31	6312	18400	11700	5400	6300	3.75
	130	31	6312 2RS	18400	11700	3400	-	3.75
	130	31	6312 ZZ	18400	11700	5400	-	3.75
65	85	10	61813	2610	2480	7400	8700	0.29
	85	10	61813 2RS	2610	2480	4500	-	0.30
	85	10	61813 ZZ	2610	2480	7400	-	0.30
	100	18	6013	6850	5660	6500	7700	0.97
	100	18	6013 2RS	6850	5660	4000	-	0.97
	100	18	6013 ZZ	6850	5660	6500	-	0.97
	120	23	6213	12900	9000	5400	6500	2.18
	120	23	6213 2RS	12900	9000	3500	-	2.18
	120	23	6213 ZZ	12900	9000	5400	-	2.18
	140	33	6313	20800	13400	4900	5800	4.59
	140	33	6313 2RS	20800	13400	3200	-	4.59
	140	33	6313 ZZ	20800	13400	4900	-	4.59
70	90	10	61814	2720	2680	6900	8100	0.31
	90	10	61814 2RS	2720	2680	4300	-	0.32
	90	10	61814 ZZ	2720	2680	6900	-	0.32
	110	20	6014	8560	6940	6100	7100	1.34
	110	20	6014 2RS	8560	6940	3400	-	1.34
	110	20	6014 ZZ	8560	6940	6100	-	1.34



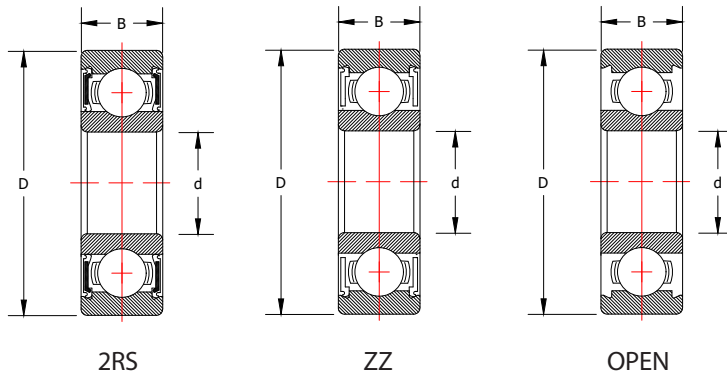
d (mm)	Dimensions		Bearing Designation	Basic Radial Load Factors		Speed Rating Grease (RPM)	Speed Rating Oil	Weight (Lbs)
	D	B		Dynamic C (Lbs)	Static Co (Lbs)			
70	125	24	6214	14000	9900	5100	6000	2.34
	125	24	6214 2RS	14000	9900	3200	-	2.36
	125	24	6214 ZZ	14000	9900	5100	-	2.36
	150	35	6314	23400	15300	4600	5400	5.56
	150	35	6314 2RS	23400	15300	3000	-	5.55
	150	35	6314 ZZ	23400	15300	4600	-	5.56
75	95	10	61815	2820	2890	6400	7600	0.33
	95	10	61815 2RS	2820	2890	4000	-	0.33
	95	10	61815 ZZ	2820	2890	6400	-	0.34
	115	20	6015	8900	7530	5700	6700	1.43
	115	20	6015 2RS	8900	7530	3200	-	1.43
	115	20	6015 ZZ	8900	7530	5700	-	1.43
	130	25	6215	14900	11100	4800	5600	2.54
	130	25	6215 2RS	14900	11100	3000	-	2.60
	130	25	6215 ZZ	14900	11100	4800	-	2.60
	160	37	6315	25500	17400	4300	5000	6.66
	160	37	6315 2RS	25500	17400	2700	-	6.66
	160	37	6315 ZZ	25500	17400	4300	-	6.66
80	100	10	61816	2484	2866	6400	8000	0.33
	100	10	61816 2RS	2480	2870	6200	-	0.35
	100	10	61816 ZZ	2480	2870	6400	-	0.35
	125	22	6016	10700	8950	5300	6200	1.90
	125	22	6016 2RS	10700	8950	3000	-	1.90
	125	22	6016 ZZ	10700	8950	5300	-	1.90
	140	26	6216	16300	11900	4500	5300	3.09
	140	26	6216 2RS	16300	11900	2900	-	3.06
	140	26	6216 ZZ	16300	11900	4500	-	3.09
	170	39	6316	27600	19500	4000	4700	7.92
	170	39	6316 2RS	27600	19500	2600	-	7.92
	170	39	6316 ZZ	27600	19500	4000	-	7.92
85	110	13	61817	3726	3975	6000	7500	0.60
	110	13	61817 2RS	3730	3980	5800	-	0.60
	110	13	61817 ZZ	3730	3980	6000	-	0.62
	130	22	6017	11100	9700	5000	5900	1.98
	130	22	6017 2RS	11100	9700	3000	-	1.98
	130	22	6017 ZZ	11100	9700	5000	-	1.98
	150	28	6217	18700	14300	4200	5000	4.06
	150	28	6217 2RS	18700	14300	2800	-	3.95



# Deep Groove Ball Bearings

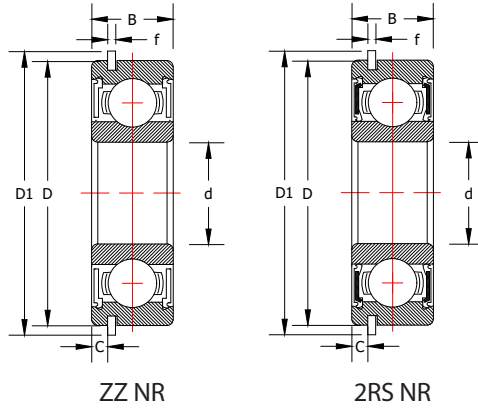


d (mm)	Dimensions		Bearing Designation	Basic Radial Load Factors		Speed Rating Grease (RPM)	Speed Rating Oil	Weight (Lbs)
	D	B		Dynamic C (Lbs)	Static Co (Lbs)			
85	150	28	6217 ZZ	18700	14300	4200	-	3.95
	180	41	6317	29800	21800	3800	4500	9.33
	180	41	6317 2RS	29800	21800	2800	-	9.42
	180	41	6317 ZZ	29800	21800	3800	-	9.33
90	115	13	61818	3726	4204	5600	7000	0.62
	115	13	61818 2RS	3730	4200	5400	-	0.64
	115	13	61818 ZZ	3730	4200	5600	-	0.64
	140	24	6018	13100	11200	4750	5600	2.58
	140	24	6018 2RS	13100	11200	2700	-	2.58
	140	24	6018 ZZ	13100	11200	4750	-	2.58
	160	30	6218	21600	16100	3950	4750	4.94
	160	30	6218 2RS	21600	16100	2600	-	4.94
	160	30	6218 ZZ	21600	16100	3950	-	4.74
	190	43	6318	32000	24100	3600	4300	10.8
	190	43	6318 2RS	32000	24100	2400	-	10.8
	190	43	6318 ZZ	32000	24100	3600	-	10.8
95	120	13	61819	3803	4357	5360	6700	0.70
	120	13	61819 2RS	3800	4360	5200	-	0.67
	120	13	61819 ZZ	3800	4360	5360	-	0.67
	145	24	6019	13600	12100	4300	5300	2.68
	145	24	6019 2RS	13600	12100	2600	-	2.68
	145	24	6019 ZZ	13600	12100	4300	-	2.68
	170	32	6219	24500	18400	3600	4450	6.10
	170	32	6219 2RS	24500	18400	2400	-	6.10
	170	32	6219 ZZ	24500	18400	3600	-	5.78
	200	45	6319	34500	26600	3400	4100	12.5
	200	45	6319 2RS	34500	26600	2200	-	15.4
	200	45	6319 ZZ	34500	26600	3400	-	12.5
100	125	13	61820	3803	4586	5040	6300	0.68
	125	13	61820 2RS	3800	4590	5900	-	0.71
	125	13	61820 ZZ	3800	4590	5040	-	0.71
	150	24	6020	14200	12200	4000	5000	2.80
	150	24	6020 2RS	14200	12200	2400	-	2.80
	150	24	6020 ZZ	14200	12200	4000	-	2.80
	180	34	6220	22800	16700	3840	4800	7.14
	180	34	6220 2RS	27500	20900	2400	-	6.92
	180	34	6220 ZZ	27500	20900	3350	-	6.92
	215	47	6320	39000	31500	3200	3950	15.4
	215	47	6320 2RS	39000	31500	2000	-	15.4



d (mm)	Dimensions		Bearing Designation	Basic Radial Load Factors		Speed Rating Grease (RPM)	Speed Rating Oil	Weight (Lbs)
	D	B		Dynamic C (Lbs)	Static Co (Lbs)			
105	215	47	6320 ZZ	39000	31500	3200	-	15.4
	130	13	61821	3975	3745	5040	6300	0.71
	130	13	61821 2RS	3980	3750	4900	-	0.75
	130	13	61821 ZZ	3980	3750	5040	-	0.75
	160	26	6021	16300	14800	3700	4700	3.53
	160	26	6021 2RS	16300	14800	2200	-	3.53
	160	26	6021 ZZ	16300	14800	3700	-	3.53
	190	36	6221	29900	23500	2200	0	8.66
	190	36	6221 2RS	29900	23500	2200	-	8.16
	190	36	6221 ZZ	29900	23500	3600	-	8.16
	225	49	6321	41500	34500	3000	3750	17.8
	225	49	6321 2RS	41500	34500	2000	-	17.8
	225	49	6321 ZZ	41500	34500	3000	-	17.8
110	140	16	61822	5370	4968	4480	5600	1.30
	140	16	61822 2RS	5370	4970	4300	-	1.17
	140	16	61822 ZZ	5370	4970	4480	-	1.17
	170	28	6022	16300	14800	4000	4300	4.34
	170	28	6022 2RS	18400	16360	2400	-	4.39
	170	28	6022 ZZ	18400	16360	4000	-	4.34
	200	38	6222	32500	26300	3400	3700	10.1
	200	38	6222 2RS	32500	26300	2000	-	9.61
	200	38	6222 ZZ	32500	26300	3100	-	9.61
	240	50	6322	43500	40500	3000	3500	17.8
	240	50	6322 2RS	43500	40500	1850	-	17.8
240	50	6322 ZZ	43500	40500	2600	-	17.8	
120	150	16	61824	5888	5665	4300	5600	1.45
	150	16	61824 2RS	5890	5670	4000	-	1.28
	150	16	61824 ZZ	5890	5670	4300	-	1.28
	180	28	6024	15900	14400	3400	4800	4.68
	180	28	6024 2RS	15900	14400	2200	-	4.68
	180	28	6024 ZZ	15900	14400	3800	-	4.68
	215	40	6224	33946	29450	2800	4000	12.1
	215	40	6224 2RS	33946	29450	3000	-	11.4
	215	40	6224 ZZ	33946	29450	3200	-	11.4
	260	55	6324 ZZ	47659	42714	2200	-	32.3
	130	165	18	61826	7628	8700	4300	5600
165		18	61826 2RS	7630	8700	2200	-	1.81
165		18	61826 ZZ	7630	8700	4300	-	1.81

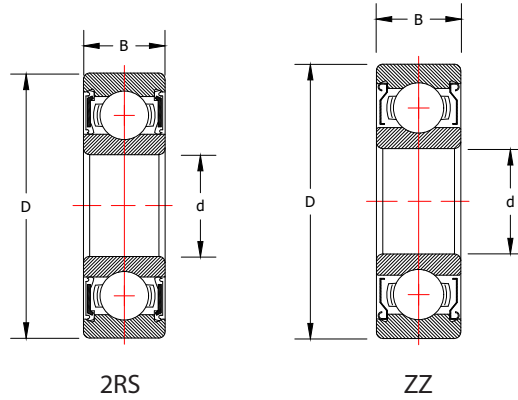
# Deep Groove Ball Bearings



d (mm)	Dimensions		Bearing Designation	Basic Radial Load Factors		Speed Rating Grease (RPM)	Speed Rating Oil	Weight (Lbs)
	D	B		Dynamic C (Lbs)	Static Co (Lbs)			
130	200	33	6026	20100	18000	3200	4300	8.49
	200	33	6026 2RS	20100	18000	3400	-	8.49
	200	33	6026 ZZ	20100	18000	3200	-	8.49
	230	40	6226	37543	32822	2600	3600	13.8
	230	40	6226 2RS	37543	32822	3000	-	13.2
	230	40	6226 ZZ	37543	32822	3000	-	13.8
	280	58	6326 2RS	51481	48109	2400	-	40.2
	280	58	6326 ZZ	51481	48109	2000	-	40.2
140	175	18	61828	7891	9408	3800	5445	2.20
	175	18	61828 2RS	7890	9410	3300	-	1.92
	175	18	61828 ZZ	7890	9410	3600	-	1.92
	210	33	6028	20000	19400	2800	4000	9.00
	210	33	6028 2RS	20000	19400	1750	-	9.00
	210	33	6028 ZZ	20000	19400	3200	-	9.80
	250	42	6228	39566	36869	2400	3400	17.6
	250	42	6228 2RS	39566	36869	2650	-	17.7
250	42	6228 ZZ	39566	36869	2900	-	17.7	
150	225	35	6030	22500	22500	2600	3800	11.1
	225	35	6030 2RS	22500	22500	1600	-	11.1
	225	35	6030 ZZ	22500	22500	3000	-	11.1
	270	45	6230	39566	38218	2000	3800	25.2
	270	45	6230 ZZ	39566	38218	2825	-	25.3
160	240	38	6032 2RS	25700	27000	1500	-	13.9
	240	38	6032 ZZ	25700	27000	2800	-	13.9
	290	48	6232 ZZ	41590	41814	2710	-	31.6
170	260	42	6034	21400	23200	2200	3200	17.5

TRITAN Stainless Steel Deep Groove Ball Bearings are produced with AISI 440C Stainless steel to resist corrosion and provide exceptional hardness and strength life. They feature 304 Stainless Steel cages and are produced with full contact Rubber Seals (2RS) or low friction stainless shields (ZZ) both to retain lubricant and protect the bearing from contaminants; or in an open configuration. Sealed and shielded bearings are lubricated for life with a high quality food grade (FM222) grease.

Stainless Steel Deep Groove Ball Bearings are widely used in a variety of applications where the bearing is subjected to corrosive environments or frequent wash-downs including: pharmaceutical, food equipment, poultry, and chemical.

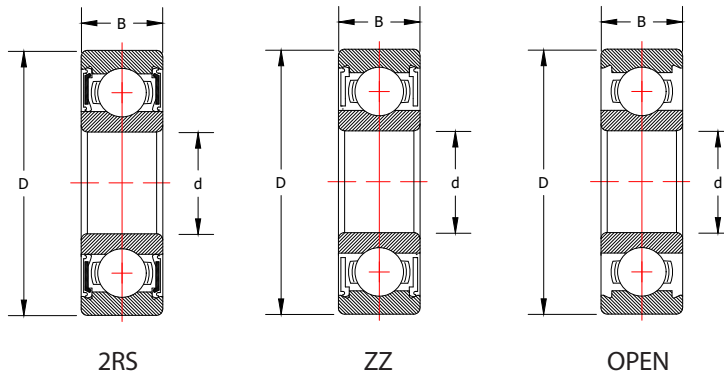


d (mm)	Dimensions		Bearing Designation	Basic Radial Load Factors		Speed Rating Grease (RPM)	Speed Rating Oil	Weight (Lbs)
	D	B		Dynamic C (Lbs)	Static Co (Lbs)			
10	19	5	SS61800	411	208	32000	38000	.012
	19	5	SS61800 2RS	411	208	22000	-	.012
	19	5	SS61800 ZZ	411	208	32000	-	0.02
	22	6	SS61900	607	286	30000	36000	0.02
	22	6	SS61900 2RS	607	286	20000	-	0.03
	22	6	SS61900 ZZ	607	286	30000	-	0.03
	26	8	SS6000	824	422	29000	34000	0.01
	26	8	SS6000 2RS	824	422	17000	-	.014
	26	8	SS6000 ZZ	824	422	29000	-	.014
	30	9	SS6200	920	518	24000	30000	0.07
30	9	SS6200 2RS	920	518	17000	-	0.07	
30	9	SS6200 ZZ	920	518	24000	-	0.07	
12	21	5	SS61801 2RS	432	234	20000	-	0.01
	21	5	SS61801 ZZ	432	234	29000	-	0.01
	24	6	SS61901	650	328	27000	32000	0.03
	24	6	SS61901 2RS	650	328	19000	-	0.04
	24	6	SS61901 ZZ	650	328	27000	-	0.04
	28	8	SS6001	920	518	26000	30000	0.05
	28	8	SS6001 2RS	920	518	17000	-	0.05
	28	8	SS6001 ZZ	920	518	26000	-	0.05
	32	10	SS6201	1224	662	22000	26000	0.08
	32	10	SS6201 2RS	1224	662	15000	-	0.08
32	10	SS6201 ZZ	1224	662	22000	-	0.08	
15	24	5	SS61802 2RS	468	283	17000	-	.017
	24	5	SS61802 ZZ	468	283	26000	-	.017
	28	7	SS61902	922	463	24000	28000	0.04
	28	7	SS61902 2RS	922	463	16000	-	0.05
	28	7	SS61902 ZZ	922	463	24000	-	0.05
	32	9	SS6002	1008	614	15000	28000	0.06
	32	9	SS6002 2RS	1008	614	14000	-	0.06
	32	9	SS6002 ZZ	1008	614	26000	-	0.06
	35	11	SS6202	1392	773	23000	19000	0.10
	35	11	SS6202 2RS	1392	773	14000	-	0.10
35	11	SS6202 ZZ	1392	773	19000	-	0.10	
42	13	SS6302 2RS	2056	1181	13000	-	0.21	
17	26	5	SS61803 2RS	632	387	22000	-	0.02
	26	5	SS61803 ZZ	632	387	24000	-	0.02
	30	7	SS61903	1045	580	22000	26000	0.04
	30	7	SS61903 2RS	1045	580	20000	-	0.06

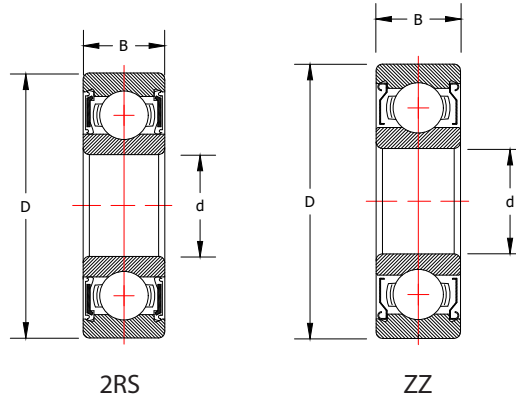


# Deep Groove Ball Bearings

## Stainless Steel



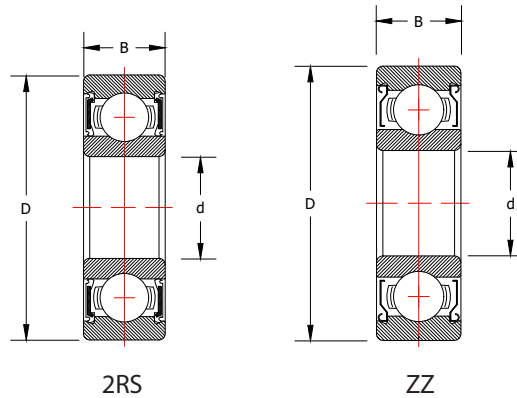
d (mm)	Dimensions		Bearing Designation	Basic Radial Load Factors		Speed Rating Grease (RPM)	Speed Rating Oil	Weight (Lbs)
	D	B		Dynamic C (Lbs)	Static Co (Lbs)			
17	30	7	SS61903 ZZ	1045	580	22000	-	0.06
	35	10	SS6003	1080	701	22000	26000	0.08
	35	10	SS6003 2RS	1080	701	13000	-	0.08
	35	10	SS6003 ZZ	1080	701	22000	-	0.08
	40	12	SS6203	1720	1037	15000	20000	0.14
	40	12	SS6203 2RS	1720	1037	12000	-	0.14
	40	12	SS6203 ZZ	1720	1037	15000	-	0.14
	47	14	SS6303 2RS	2448	1411	11000	-	0.26
20	32	7	SS61804 2RS	899	555	13000	-	0.04
	32	7	SS61804 ZZ	899	555	21000	-	0.04
	37	9	SS61904	1439	832	19000	23000	0.08
	37	9	SS61904 2RS	1439	832	12000	-	0.09
	37	9	SS61904 ZZ	1439	832	19000	-	0.09
	42	12	SS6004	1688	1094	18000	21000	0.14
	42	12	SS6004 2RS	1688	1094	11000	-	0.14
	42	12	SS6004 ZZ	1688	1094	18000	-	0.14
	47	14	SS6204	2304	1430	15000	18000	0.23
	47	14	SS6204 2RS	2304	1430	11000	-	0.23
	47	14	SS6204 ZZ	2304	1430	15000	-	0.23
	52	15	SS6304 2RS	2864	1709	10000	-	0.32
25	37	7	SS61805 2RS	967	663	13000	-	0.05
	37	7	SS61805 ZZ	967	663	18000	-	0.05
	42	9	SS61905	1585	1023	16000	19000	0.09
	42	9	SS61905 2RS	1585	1023	10000	-	0.10
	42	9	SS61905 ZZ	1585	1023	16000	-	0.10
	47	12	SS6005	1808	1267	15000	18000	0.18
	47	12	SS6005 2RS	1808	1267	9000	-	0.18
	47	12	SS6005 ZZ	1808	1267	15000	-	0.18
	52	15	SS6205	2520	1699	10500	15000	0.28
	52	15	SS6205 2RS	2520	1699	8000	-	0.28
	52	15	SS6205 ZZ	2520	1699	10500	-	0.28
	62	17	SS6305 2RS	3712	2419	7500	-	0.52
	62	17	SS6305 ZZ	3712	2419	9500	-	0.52
	30	42	7	SS61806	1057	821	15000	18000
42		7	SS61806 2RS	1057	821	9000	-	0.06
42		7	SS61806 ZZ	1057	821	13000	-	0.06
47		9	SS61906 2RS	1630	1124	8000	-	0.10
47		9	SS61906 ZZ	1630	1124	13000	-	0.10
55		13	SS6006	2376	1786	13000	15000	0.26



d (mm)	Dimensions		Bearing Designation	Basic Radial Load Factors		Speed Rating Grease (RPM)	Speed Rating Oil	Weight (Lbs)
	D	B		Dynamic C (Lbs)	Static Co (Lbs)			
30	55	13	SS6006 2RS	2376	1786	8000	-	0.26
	55	13	SS6006 ZZ	2376	1786	13000	-	0.26
	62	16	SS6206	3512	2438	10000	13000	0.42
	62	16	SS6206 2RS	3512	2438	7500	-	0.42
	62	16	SS6206 ZZ	3512	2438	10000	-	0.42
	72	19	SS6306 2RS	4800	3235	6000	-	0.77
35	47	7	SS61807	1102	910	13000	15600	0.07
	47	7	SS61807 2RS	1102	910	8000	-	0.07
	47	7	SS61807 ZZ	1102	910	13000	-	0.07
	55	10	SS61907 2RS	2518	1675	7500	-	0.02
	55	10	SS61907 ZZ	2518	1675	12000	-	0.02
	62	14	SS6007 2RS	2880	2218	7000	-	0.33
	72	17	SS6207 2RS	4640	3264	6000	-	0.63
	72	17	SS6207 ZZ	4640	3264	9800	-	0.63
80	21	SS6307 2RS	6000	4128	6000	-	1.01	
40	52	7	SS61808	1147	989	12000	14400	0.07
	52	7	SS61808 2RS	1147	989	7000	-	0.07
	52	7	SS61808 ZZ	1147	989	12000	-	0.07
	62	12	SS61908 2RS	3282	2293	6700	-	0.25
	62	12	SS61908 ZZ	3282	2293	11000	-	0.25
	68	15	SS6008 2RS	3000	2486	6000	-	0.49
	68	15	SS6008 ZZ	3000	2486	10000	-	0.49
	80	18	SS6208 2RS	5200	3840	5200	-	0.78
90	23	SS6308 2RS	7280	5184	5000	-	1.40	
45	75	16	SS6009	3776	3264	9000	10800	0.53
	75	16	SS6009 2RS	3776	3264	5000	-	0.53
	75	16	SS6009 ZZ	3776	3264	9000	-	0.53
	85	19	SS6209 2RS	5840	4416	5000	-	0.90
	100	25	SS6309 2RS	3776	3264	4500	-	1.84
50	110	27	SS6310	11120	8256	6400	7680	2.36
	80	16	SS6010 2RS	3920	3552	5000	-	0.58
	90	20	SS6210 2RS	6296	4992	4500	-	1.01
	110	27	SS6310 2RS	11120	8256	4000	-	2.36
55	90	18	SS6011	5080	4656	7700	9240	0.84
	90	18	SS6011 2RS	5080	4656	4200	-	0.84
	100	21	SS6211 2RS	7800	6240	4000	-	1.32
	120	29	SS6311 2RS	12880	9696	3500	-	3.02

# Deep Groove Ball Bearings

Stainless Steel



d (mm)	Dimensions		Bearing Designation	Basic Radial Load Factors		Speed Rating Grease (RPM)	Speed Rating Oil	Weight (Lbs)
	D	B		Dynamic C (Lbs)	Static Co (Lbs)			
60	95	18	SS6012	5280	4992	7000	-	0.91
	95	18	SS6012 2RS	5280	4992	4000	-	0.91
	110	22	SS6212 2RS	9440	7824	4000	-	1.72
	130	31	SS6312 2RS	14720	11232	3400	-	3.75
65	100	18	SS6013	5480	5616	6500	7800	0.97
	100	18	SS6013 2RS	5480	5616	4000	-	0.97
	120	23	SS6213 2RS	10320	8640	3500	-	2.18
70	110	20	SS6014	6840	6672	6100	7320	1.34
	110	20	SS6014 2RS	6840	6672	3400	-	1.34
	125	24	SS6214 2RS	11200	9504	3200	-	2.36
75	115	20	SS6015	7112	7248	5700	-	1.43
	115	20	SS6015 2RS	7112	7248	3200	-	1.43
	130	25	SS6215 2RS	11920	10656	3000	-	2.60

TRITAN Stainless steel deep groove ball bearings in the sealed and shielded configurations are lubricated with high quality FDA Food Approved Grease that is suitable for a wide variety of applications that include pharmaceutical, food equipment, poultry, and chemical.

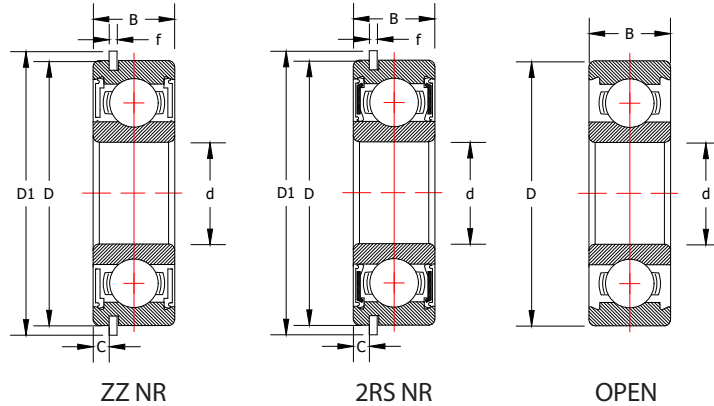
TRITAN uses blue seals on the sealed variety to distinguish these bearings from their non-stainless versions to help manufacturers and maintenance professionals insure they are installing the premium corrosion resistant bearings as needed.



R Series bearings are single-row radial bearings that are available in inch sizes for shafts from 1/8" to 1 1/2".

They are produced open, shielded, and sealed. The shielded and sealed configurations are lubricated for life with a high quality Polyrex EM grease.

Most sizes are also available in stainless steel lubricated with food grade grease (refer to page).

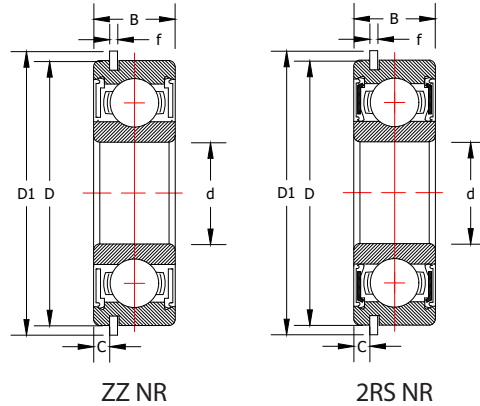


d (in)	Dimensions		Flange Diameter (Df)	Flange Width (Bf)	Extended Inner Ring Width	Bearing Designation	Basic Radial Load Factors		Speed Rating Grease (RPM)	Speed Rating Oil	Weight (Lbs)
	D	B					Dynamic C (Lbs)	Static Co (Lbs)			
0.1250"	0.3750"	0.15620"	-	-	-	R2	144	50	49000	58000	0.003
	0.3750"	0.15625"	-	-	-	R2 2RS	144	50	29000	-	0.003
	0.3750"	0.15625"	-	-	-	R2 ZZ	144	50	49000	-	0.003
	0.3750"	0.15625"	0.4400"	0.0300"	-	FR2 ZZ	144	50	49000	-	0.003
	0.5000"	0.17190"	-	-	-	R2A	258	99	42000	51000	0.001
	0.5000"	0.17190"	-	-	-	R2A 2RS	258	99	25000	-	0.001
	0.5000"	0.17190"	-	-	-	R2A ZZ	258	99	42000	-	0.001
0.1875"	0.3750"	0.12500"	-	-	-	RI6632 ZZ	75	30	50000	-	0.003
	0.5000"	0.15620"	-	-	-	R3	295	110	41000	48000	0.003
	0.5000"	0.19600"	-	-	-	R3 2RS	295	110	24000	-	0.003
	0.5000"	0.19600"	-	-	-	R3 ZZ	295	110	41000	-	0.003
	0.5000"	0.19600"	0.565"	0.042"	-	FR3 2RS	295	110	24000	-	0.003
	0.5000"	0.19600"	0.565"	0.042"	-	FR3 ZZ	295	110	41000	-	0.003
0.2500"	0.5000"	0.18750"	-	-	-	RI814 ZZ	88	40	40000	-	0.004
	0.5000"	0.18750"	0.547"	0.045"	-	RIF814 ZZ	88	40	40000	-	0.004
	0.6250"	0.19600"	-	-	-	R4	295	110	41000	48000	0.010
	0.6250"	0.19600"	-	-	-	R4 2RS	295	110	24000	-	0.010
	0.6250"	0.19600"	-	-	-	R4 ZZ	295	110	41000	-	0.010
	0.6250"	0.19600"	0.690"	0.042"	-	FR4 2RS	295	110	24000	-	0.010
	0.6250"	0.19600"	0.690"	0.042"	-	FR4 ZZ	362	150	36000	-	0.010
	0.7500"	0.21880"	-	-	-	R4A	527	199	34000	40000	0.020
	0.7500"	0.28120"	-	-	-	R4A 2RS	527	199	20000	-	0.020
0.7500"	0.28120"	-	-	-	R4A ZZ	527	199	34000	-	0.020	
0.3750"	0.8750"	0.21880"	-	-	-	R6	754	317	31000	37000	0.024
	0.8750"	0.28125"	-	-	-	R6 2RS	754	317	18000	-	0.024
	0.8750"	0.28120"	-	-	-	R6 ZZ	754	317	31000	-	0.024
	0.8750"	0.28125"	-	-	-	R6 2RSNR	754	317	18000	-	0.024
	0.8750"	0.28125"	-	-	-	R6 ZZNR	754	317	31000	-	0.024
	0.8750"	0.28125"	0.969"	0.062"	-	FR6 2RS	754	317	18000	-	0.030
	0.8750"	0.28125"	0.969"	0.062"	-	FR6 ZZ	754	317	31000	-	0.030
0.5000"	1.1250"	0.31250"	-	-	-	R8	1148	535	24000	29000	0.050
	1.1250"	0.31250"	-	-	-	R8 2RS	1148	535	17000	-	0.060
	1.1250"	0.31250"	-	-	-	R8 ZZ	1148	535	24000	-	0.060
	1.1250"	0.31250"	-	-	-	R8 2RSNR	1148	535	17000	-	0.060
	1.1250"	0.31250"	-	-	-	R8 ZZNR	1148	535	24000	-	0.060



# Deep Groove Ball Bearings

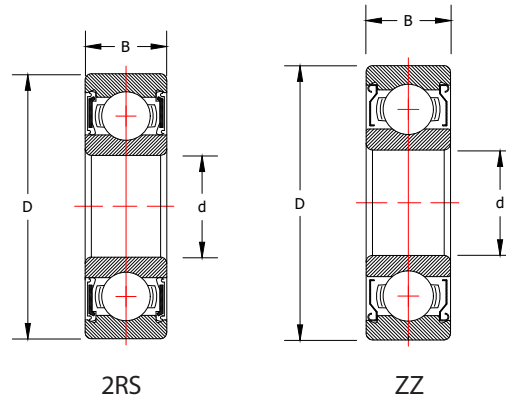
## R Series - Inch



d (in)	Dimensions		Flange Diameter (Df)	Flange Width (Bf)	Extended Inner Ring Width	Bearing Designation	Basic Radial Load Factors		Speed Rating Grease (RPM)	Speed Rating Oil	Weight (Lbs)
	D	B					Dynamic C (Lbs)	Static Co (Lbs)			
0.6250"	1.3750"	0.28125"	-	-	-	R10	1347	734	18000	22000	0.070
	1.3750"	0.34375"	-	-	-	R10 2RS	1347	734	12000	-	0.090
	1.3750"	0.34375"	-	-	-	R10 ZZ	1347	734	18000	-	0.090
	1.3750"	0.34375"	-	-	-	R10 ZZNR	1347	734	18000	-	0.100
0.7500"	1.6250"	0.31250"	-	-	-	R12	1770	1020	16000	19000	0.110
	1.6250"	0.43750"	-	-	-	R12 2RS	1770	1020	11000	-	0.160
	1.6250"	0.43750"	-	-	-	R12 ZZ	1770	1020	16000	-	0.160
0.8750"	1.8750"	0.37500"	-	-	-	R14	2270	1220	14000	17000	0.160
	1.8750"	0.50000"	-	-	-	R14 2RS	2270	1220	10000	-	0.220
	1.8750"	0.50000"	-	-	-	R14 ZZ	2270	1220	14000	-	0.220
1.0000"	2.0000"	0.37500"	-	-	-	R16	2261	1350	13000	16000	0.180
	2.0000"	0.50000"	-	-	-	R16 2RS	2261	1350	9000	-	0.240
	2.0000"	0.50000"	-	-	-	R16 ZZ	2261	1350	13000	-	0.240
1.1250"	2.1250"	0.37500"	-	-	-	R18	2810	1690	12000	14000	0.200
	2.1250"	0.50000"	-	-	-	R18 2RS	2810	1690	8000	-	0.270
	2.1250"	0.50000"	-	-	-	R18 ZZ	2810	1690	12000	-	0.270
	2.2500"	0.37500"	-	-	-	R20	3150	2090	11000	13000	0.220
	2.2500"	0.50000"	-	-	-	R20 2RS	3150	2090	7700	-	0.460
	2.2500"	0.50000"	-	-	-	R20 ZZ	3150	2090	11000	-	0.460
1.3750"	2.5000"	0.43750"	-	-	-	R22	3480	2380	10000	12000	0.340
	2.5000"	0.56250"	-	-	-	R22 2RS	3480	2380	7700	-	0.460
	2.5000"	0.56250"	-	-	-	R22 ZZ	3480	2380	10000	-	0.460
1.5000"	2.6250"	0.43750"	-	-	-	R24	3780	2650	11000	9000	0.380
	2.6250"	0.56250"	-	-	-	R24 2RS	3780	2650	7700	-	0.510
	2.6250"	0.56250"	-	-	-	R24 ZZ	3780	2650	11000	-	0.510

1600 Series bearings are single-row radial bearings that are available in inch sizes for shafts from 1/4" to 1 1/2".

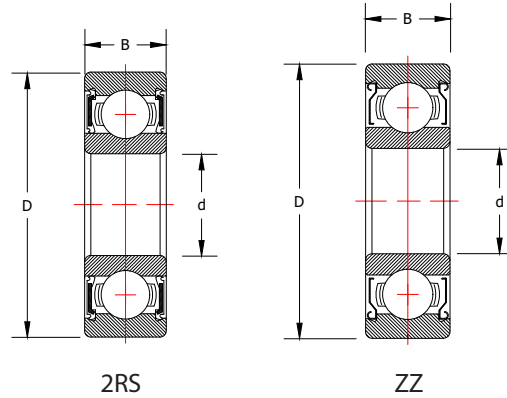
The series was originally produced as semi-ground, but is now supplied as a fully ground precision. The series is produced either shielded or sealed and lubricated for life with a high quality Polyrex EM grease.



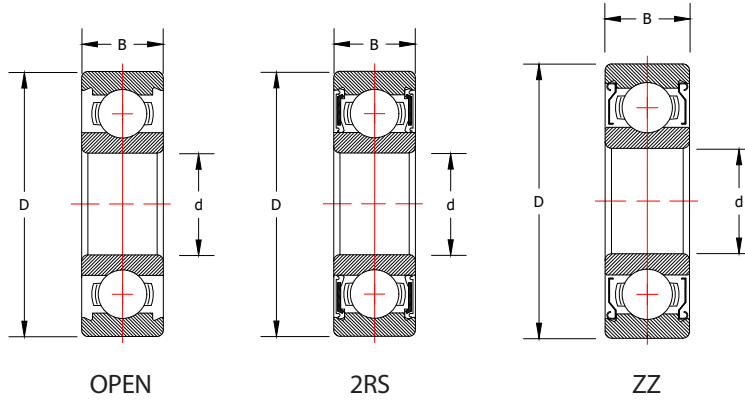
d (in)	Dimensions		Bearing Designation	Basic Radial Load Factors		Speed Rating Grease (RPM)	Speed Rating Oil	Weight (Lbs)
	D	B		Dynamic C (Lbs)	Static Co (Lbs)			
0.2500"	0.6875"	0.3125"	1602 2RS	491	194	-	5000	0.02
	0.6875"	0.2500"	1602 ZZ	491	194	-	6000	0.02
0.3125"	0.8750"	0.3438"	1603 2RS	747	317	-	5000	0.03
	0.8750"	0.2812"	1603 ZZ	747	317	-	6000	0.03
0.3750"	0.8750"	0.3438"	1604 2RS	747	317	-	5000	0.04
	0.8750"	0.2812"	1604 ZZ	747	317	-	6000	0.03
	0.9062"	0.3125"	1606 2RS	935	390	-	5000	0.04
	0.9062"	0.3125"	1606 ZZ	935	390	-	6000	0.03
	1.1250"	0.3750"	1614 2RS	881	506	-	15000	0.06
	1.1250"	0.3750"	1614 ZZ	1047	465	-	6000	0.06
0.4375"	0.9062"	0.3125"	1607 2RS	935	390	-	5000	0.07
	0.9062"	0.3125"	1607 ZZ	935	390	-	6000	0.07
	1.1250"	0.3750"	1615 2RS	1047	465	-	5000	0.07
	1.1250"	0.3750"	1615 ZZ	1047	465	-	6000	0.07
0.5000"	1.1250"	0.3750"	1616 2RS	881	506	-	15000	0.06
	1.1250"	0.3750"	1616 2RS	881	506	-	15000	0.06
	1.1250"	0.3750"	1616 ZZ	1047	465	-	6000	0.06
	1.3750"	0.4375"	1621 2RS	1326	787	-	12000	0.10
	1.3750"	0.4375"	1621 ZZ	1525	747	-	6000	0.10
0.6250"	1.3750"	0.4375"	1623 2RS	1326	787	-	12000	0.08
	1.3750"	0.4375"	1623 ZZ	1525	747	-	6000	0.08
	1.6250"	0.5000"	1628 2RS	1630	1000	-	10000	0.15
	1.6250"	0.5000"	1628 ZZ	2109	1150	-	6000	0.15
0.7500"	1.6250"	0.5000"	1630 2RS	1630	1000	-	10000	0.14
	1.6250"	0.5000"	1630 ZZ	1630	1000	-	10000	0.14
	1.7500"	0.5000"	1635 2RS	1630	1000	-	9000	0.18
	1.7500"	0.5000"	1635 ZZ	2109	1150	-	6000	0.18
	2.0000"	0.5625"	1638 2RS	2428	1562	-	7500	0.26
	2.0000"	0.5625"	1638 ZZ	3150	1785	-	6000	0.26
1.000"	2.0000"	0.5625"	1641 2RS	2428	1562	-	7500	0.22
	2.0000"	0.5625"	1641 ZZ	3150	1785	-	6000	0.22
1.2500"	2.5000"	1.6250"	1654 2RS	2880	1890	-	5000	0.41
	2.5000"	1.6250"	1654 ZZ	2880	1890	-	6000	0.41

# Deep Groove Ball Bearings

## Stainless Steel / 1600 Inch Series



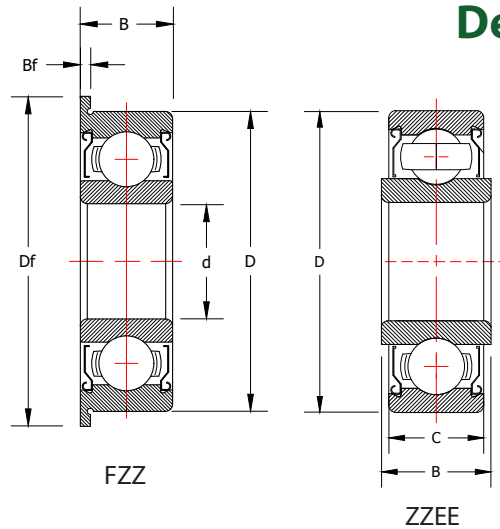
d (in)	Dimensions		Bearing Designation	Basic Radial Load Factors		Speed Rating Grease (RPM)	Speed Rating Oil	Weight (Lbs)
	D	B		Dynamic C (Lbs)	Static Co (Lbs)			
0.2500"	0.6875"	0.3125"	SS1602 2RS	2074	11232	25200	-	0.02
	0.6875"	0.2500"	SS1602 ZZ	2074	11232	25200	-	0.02
0.3125"	0.8750"	0.3438"	SS1603 2RS	3118	17798	19800	-	0.03
	0.8750"	0.2812"	SS1603 ZZ	3118	17798	19800	-	0.03
0.3750"	0.8750"	0.3438"	SS1604 2RS	3118	17798	19800	-	0.04
	0.8750"	0.2812"	SS1604 ZZ	3118	17798	19800	-	0.03
	0.9062"	0.3125"	SS1606 2RS	2520	16416	16200	-	0.04
	0.9062"	0.3125"	SS1606 ZZ	2520	16416	16200	-	0.03
	1.1250"	0.3750"	SS1614 2RS	6343	43718	13500	-	0.06
1.1250"	0.3750"	SS1614 ZZ	6343	43718	13500	-	0.06	
0.4375"	0.9062"	0.3125"	SS1607 2RS	5760	37843	15300	-	0.07
	0.9062"	0.3125"	SS1607 ZZ	5760	37843	15300	-	0.07
	1.1250"	0.3750"	SS1615 2RS	6343	43718	13500	-	0.07
	1.1250"	0.3750"	SS1615 ZZ	6343	43718	13500	-	0.07
0.5000"	1.1250"	0.3750"	SS1616 2RS	6343	43718	13500	-	0.06
	1.1250"	0.3750"	SS1616 ZZ	6343	43718	13500	-	0.06
	1.1250"	0.3750"	SS1616 ZZ	6343	43718	13500	-	0.06
	1.3750"	0.4375"	SS1621 2RS	9547	67997	10800	-	0.10
	1.3750"	0.4375"	SS1621 ZZ	9547	67997	10800	-	0.10
0.6250"	1.3750"	0.4375"	SS1623 2RS	9547	67997	10800	-	0.08
	1.3750"	0.4375"	SS1623 ZZ	9547	67997	10800	-	0.08
	1.6250"	0.5000"	SS1628 2RS	11736	86400	9000	-	0.15
	1.6250"	0.5000"	SS1628 ZZ	11736	86400	9000	-	0.15
0.7500"	1.6250"	0.5000"	SS1630 2RS	11736	86400	9000	-	0.14
	1.6250"	0.5000"	SS1630 ZZ	11736	86400	9000	-	0.14
	1.7500"	0.5000"	SS1635 2RS	11736	86400	8100	-	0.18
	1.7500"	0.5000"	SS1635 ZZ	11736	86400	8100	-	0.18
0.7500"	2.0000"	0.5625"	SS1638 2RS	17482	134957	6750	-	0.26
	2.0000"	0.5625"	SS1638 ZZ	17482	134957	6750	-	0.26
1.000"	2.0000"	0.5625"	SS1641 2RS	17482	134957	6750	-	0.22
	2.0000"	0.5625"	SS1641 ZZ	17482	134957	6750	-	0.22
1.2500"	2.5000"	1.6250"	SS1654 2RS	20722	163123	4950	-	0.41
	2.5000"	1.6250"	SS1654 ZZ	20722	163123	4950	-	0.41



d (in)	Dimensions		Flange Diameter (Df)	Flange Width (Bf)	Extended Inner Ring Width	Bearing Designation	Basic Radial Load Factors		Speed Rating Grease (RPM)	Speed Rating Oil	Weight (Lbs)
	D	B					Dynamic C (Lbs)	Static Co (Lbs)			
0.1250"	0.2500"	0.109"	-	-	-	SSRI418 ZZ	30	10	-	70000	0.001
	0.2500"	0.1094"	-	-	0.1406"	SSRI418 ZZEE	30	10	-	70000	0.001
	0.2500"	0.1094"	0.2960"	0.031"	-	SSRIF418 ZZ	30	10	-	70000	0.001
	0.2500"	0.1094"	0.2960"	0.031"	0.1406"	SSRIF418 ZZEE	30	10	-	70000	0.001
	0.3125"	0.1406"	-	-	-	SSRI518 ZZ	60	22	-	60000	0.002
	0.3125"	0.1406"	0.3590"	0.031"	-	SSRIF518 ZZ	60	22	-	60000	0.002
	0.3750"	0.1562"	-	-	-	SSR2 2RS	60	26	-	29000	0.003
	0.3750"	0.1562"	-	-	-	SSR2 ZZ	60	26	-	50000	0.003
	0.3750"	0.1406"	-	-	-	SSRI618 ZZ	60	22	-	60000	0.003
	0.3750"	0.1406"	0.4220"	0.031"	-	SSRIF618 ZZ	60	22	-	60000	0.003
0.5000"	0.1719"	-	-	-	SSR2A 2RS	60	26	-	50000	0.001	
0.5000"	0.1719"	-	-	-	SSR2A ZZ	60	26	-	50000	0.001	
0.1562"	0.3125"	0.1250"	-	-	-	SSRI5532 ZZ	40	15	-	60000	0.002
	0.3125"	0.1250"	0.3590"	0.036"	-	SSRIF5532 ZZ	40	15	-	58000	0.002
0.1875"	0.3125"	0.1250"	-	-	-	SSRI5632 ZZ	40	15	-	55000	0.001
	0.3125"	0.1250"	0.3590"	0.023"	-	SSRIF5632 ZZ	40	15	-	58000	0.001
	0.3750"	0.1250"	-	-	-	SSRI6632 ZZ	75	30	-	50000	0.002
	0.3750"	0.1250"	0.4220"	0.031"	-	SSRIF6632 ZZ	75	30	-	50000	0.002
	0.3750"	0.1250"	-	-	0.1562"	SSRI6632 ZZEE	75	30	-	50000	0.002
	0.5000"	0.1960"	-	-	-	SSR3 2RS	120	50	-	24000	0.006
	0.5000"	0.1960"	-	-	-	SSR3 ZZ	120	50	-	40000	0.006
	0.5000"	0.1960"	0.5650"	0.042"	-	SSFR3 2RS	140	59	-	24000	0.006
	0.5000"	0.1960"	0.5650"	0.042"	-	SSFR3 ZZ	140	59	-	40000	0.006
	0.5000"	0.1960"	-	-	0.2272"	SSR3 ZZEE	120	50	-	40000	0.006
0.5000"	0.1960"	0.5650"	0.042"	0.2272"	SSFR3 ZZEE	140	59	-	40000	0.006	
0.2500"	0.3750"	0.1250"	-	-	-	SSRI614 ZZ	42	20	-	45000	0.001
	0.3750"	0.1250"	0.4220"	0.036"	-	SSRIF614 ZZ	42	20	-	40000	0.002
	0.3750"	0.1250"	0.4220"	0.036"	0.1562"	SSRIF614 ZZEE	42	20	-	40000	0.002
	0.5000"	0.1875"	-	-	-	SSRI814 ZZ	88	40	-	35000	0.004
	0.5000"	0.1875"	-	-	0.2188"	SSRI814 ZZEE	88	40	-	35000	0.004
	0.5000"	0.1250"	0.5470"	0.045"	-	SSRIF814	88	40	40000	35000	0.004
	0.5000"	0.1875"	0.5470"	0.045"	-	SSRIF814 ZZ	88	40	-	35000	0.004
	0.5000"	0.1875"	0.5470"	0.045"	0.2188"	SSRIF814 ZZEE	88	40	-	35000	0.004
	0.6250"	0.1960"	-	-	-	SSR4	150	70	40000	30000	0.020
	0.6250"	0.1960"	-	-	-	SSR4 2RS	150	70	-	30000	0.020
	0.6250"	0.1960"	-	-	-	SSR4 ZZ	150	70	-	30000	0.020
	0.6250"	0.1960"	-	-	0.2260"	SSR4 ZZEE	150	70	-	30000	0.020
	0.6250"	0.1960"	0.6900"	0.042"	-	SSFR4 2RS	150	70	-	24000	0.010
	0.6250"	0.1960"	0.6900"	0.042"	-	SSFR4 ZZ	150	70	-	30000	0.010

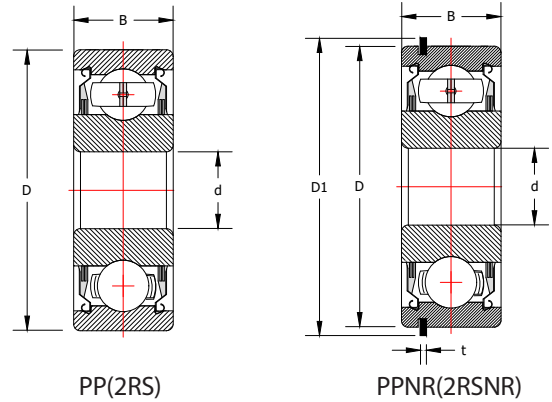
# Deep Groove Ball Bearings

## Stainless Steel Inch Series



d (in)	Dimensions		Flange Diameter (Df)	Flange Width (Bf)	Extended Inner Ring Width	Bearing Designation	Basic Radial Load Factors		Speed Rating Grease (RPM)	Speed Rating Oil	Weight (Lbs)
	D	B					Dynamic C (Lbs)	Static Co (Lbs)			
0.2500"	0.6250"	0.1960"	0.6900"	0.042"	0.2260"	SSFR4 ZZEE	150	70	-	30000	0.010
	0.7500"	0.2812"	-	-	-	SSR4A 2RS	400	190	-	20000	0.020
	0.7500"	0.2812"	-	-	-	SSR4A ZZ	400	190	-	30000	0.020
0.3125"	0.5000"	0.1562"	-	-	-	SSRI8516 ZZ	90	40	-	34000	0.004
	0.5000"	0.1562"	0.5470"	0.031"	-	SSRIF8516 ZZ	90	40	-	30000	0.004
	0.6250"	0.1562"	-	-	-	SSRI1038	90	45	32000	25000	0.006
	0.6250"	0.1562"	-	-	-	SSRI1038 ZZ	90	45	-	25000	0.006
	0.8750"	0.2812"	-	-	-	SSR6 2RS	500	250	-	18000	0.030
	0.8750"	0.2812"	-	-	-	SSR6 ZZ	500	250	-	20000	0.030
	0.8750"	0.2812"	0.9690"	0.062"	-	SSFR6 2RS	120	75	-	18000	0.024
	0.8750"	0.2812"	0.9690"	0.062"	-	SSFR6 ZZ	120	75	-	20000	0.024
0.5000"	0.7500"	0.1562"	-	-	-	SSRI1212 ZZ	111	66	-	20000	0.007
	1.1250"	0.2500"	-	-	-	SSR8	799	455	27500	23400	0.050
	1.1250"	0.3125"	-	-	-	SSR8 2RS	799	455	-	17000	0.060
	1.1250"	0.3125"	-	-	-	SSR8 ZZ	799	455	-	23400	0.060
	1.1250"	0.3125"	1.2252"	0.062"	-	SSFR8 2RS	918	514	-	17000	0.060
0.6250"	0.8750"	0.1562"	-	-	-	SSRI1458 ZZ	114	75	-	18000	0.009
	1.3750"	0.2812"	-	-	-	SSR10	931	567	22000	18900	0.070
	1.3750"	0.3437"	-	-	-	SSR10 2RS	931	567	-	12000	0.090
	1.3750"	0.3437"	-	-	-	SSR10 ZZ	931	567	-	18900	0.090
0.7500"	1.0000"	0.1562"	-	-	-	SSRI1634 ZZ	126	92	-	15000	0.010
	1.6250"	0.3125"	-	-	-	SSR12	1467	900	16000	14400	0.110
	1.6250"	0.4375"	-	-	-	SSR12 2RS	1467	900	-	11000	0.160
	1.6250"	0.4375"	-	-	-	SSR12 ZZ	1467	900	-	14400	0.160
0.8750"	1.8750"	0.5000"	-	-	-	SSR14 2RS	1467	1002	-	10000	0.220
	1.8750"	0.5000"	-	-	-	SSR14 ZZ	1467	1002	-	10800	0.220
1.0000"	2.0000"	0.3750"	-	-	-	SSR16	1669	1103	12000	9900	0.180
	2.0000"	0.5000"	-	-	-	SSR16 2RS	1669	1103	-	9000	0.240
	2.0000"	0.5000"	-	-	-	SSR16 ZZ	1669	1103	-	9900	0.240
1.1250"	2.1250"	0.5000"	-	-	-	SSR18 2RS	1942	1267	-	8000	0.270
	2.2500"	0.5000"	-	-	-	SSR20 2RS	2185	1522	-	7700	0.300
1.3750"	2.5000"	0.5625"	-	-	-	SSR22 2RS	2485	1720	-	7700	0.460
1.5000"	2.6250"	0.5625"	-	-	-	SSR24 2RS	3399	2307	-	7700	0.510

Cartridge-Type bearings are single row radial ball bearings that follow the basic 6200/6300 series dimensions except with special wider (domestic inch dimension) width. This width creates an extra large grease chamber that is packed with high quality grease. The bearings feature full contact rubber seals (2RS) to retain the grease and protect the bearing from contaminants. This design is appropriate for applications that demand or benefit from a larger grease supply inside the bearing.

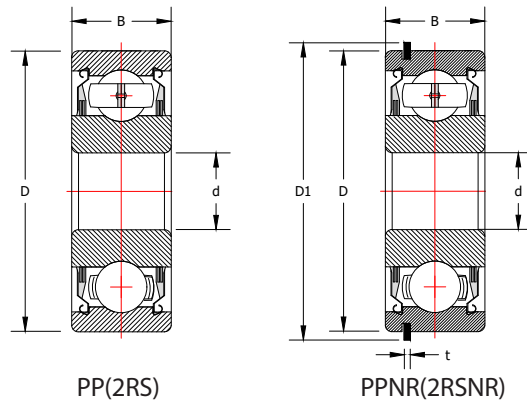


d (mm)	Dimensions		Snap Ring Diameter (D2) (mm)	Snap Ring Width (f)	Bearing Designation	Basic Radial Load Factors Dynamic C (Lbs)	Speed Rating Grease (RPM)	Speed Rating Oil	Weight (Lbs)
	D	B							
10	30	14.3	34.7	1.1	W200PP	1000	540	15000	0.100
	30	14.3			W200PPNR	1000	540	15000	0.100
12	32	14.3	36.7	1.1	W201PP	1500	680	13000	0.130
	32	14.3			W201PPNR	1500	680	13000	0.130
15	35	15.9	39.7	1.1	W202PP	1700	800	12000	0.150
	35	15.9			W202PPNR	1700	800	12000	0.150
	42	19.1			W302PP	5854	2570	7800	0.320
17	40	15.9	44.6	1.1	W203PP	2160	1080	11000	0.210
	40	15.9			W203PPNR	2160	1080	11000	0.210
	47	22.2			W303PP	5854	3060	6600	0.470
20	47	15.9	52.7	1.1	W204PP	2800	1400	10000	0.340
	47	15.9			W204PPNR	2800	1400	10000	0.340
	52	22.2			W304PP	6587	3580	6000	0.440
25	52	15.9	57.9	1.1	W205PP	3100	1700	8000	0.390
	52	15.9			W205PPNR	3100	1700	8000	0.390
	62	25.4			W305PP	6587	4640	5700	0.780
30	62	17.5	67.7	1.7	W206PP	4400	2500	7000	0.630
	62	17.5			W206PPNR	4400	2500	7000	0.630
	72	30.2			W306PP	7084	6000	5400	1.130
35	72	17.5	78.6	1.7	W207PP	5700	3400	6000	0.960
	72	17.5			W207PPNR	5700	3400	6000	0.960
	80	34.9			W307PP	8730	7500	5100	1.640
40	80	20.6	86.6	1.7	W208PP	6500	4000	5000	1.280
	80	20.6			W208PPNR	6500	4000	5000	1.280
	90	36.5			W308PP	2295	9100	4700	2.060
45	100	39.7	91.6	1.7	W309PP	2295	11900	4700	3.000
	85	20.6			W209PP	7300	4500	5000	1.370
	85	20.6			W209PPNR	7300	4500	5000	1.370
50	110	44.5	116.6	24.6	W310PP	12510	13900	3800	3.750
	110	44.5			W310PPNR	12510	13900	3800	3.750



# Deep Groove Ball Bearings

## Cartridge Type Bearings



d (mm)	Dimensions		Snap Ring Diameter (D2) (mm)	Snap Ring Width (f)	Bearing Designation	Basic Radial Load Factors Dynamic C (Lbs)	Speed Rating Grease (RPM)	Speed Rating Oil	Weight (Lbs)
	D	B							
50	90	20.6			W210PP	7800	5200	4000	1.690
	90	20.6	96.5	2.5	W210PPNR	7800	5200	4000	1.450
55	100	33.3	106.5	2.5	W211PPNR	9800	6500	4000	2.040
	120	49.2			W311PP	16100	10100	3500	4.940
60	110	36.5			W212PP	11000	8000	4000	2.800
	110	36.5	116.6	2.5	W212PPNR	11000	8000	4000	2.800
	130	54.0			W312PP	18400	11700	3200	7.910
	130	54.0	139.7	2.8	W312PPNR	18400	11700	3200	7.910
65	120	38.1			W213PP	12600	8900	3500	3.500
	120	38.1	129.7	2.8	W213PPNR	12600	8900	3500	3.500
	140	58.8			W313PP	20800	134000	2900	8.560
70	125	39.7			W214PP	12600	8900	3500	3.990
	125	39.7	134.7	2.8	W214PPNR	12600	8900	3500	3.990
	150	63.5			W314PP	23400	15300	2800	10.43
75	130	41.3			W215PP	13000	9250	3500	4.120
	130	41.3	139.7	2.8	W215PPNR	13000	9250	3500	4.120
	160	68.3			W315PP	25500	17400	2600	12.81
	160	68.3			W316PP	27600	19500	2400	13.38
80	140	44.5			W216PP	15750	10710	3300	5.200
	140	44.5	149.7	2.8	W216PPNR	15750	10710	3300	5.200
85	150	50.2			W217PP	16000	11900	3250	6.850
	150	49.2	159.7	2.8	W217PPNR	17000	12500	3250	6.850
	180	73.0			W317PP	29800	21800	2300	15.75
90	160	52.4			W218PP	19500	15900	3300	8.120
	160	52.4	169.7	2.8	W218PPNR	19500	15500	3300	8.120
	190	73.0			W318PP	32000	24100	2200	18.32
95	200	77.8			W319PP	34500	26600	2000	23.00
100	215	82.6			W320PP	39000	31500	1900	26.88



**Bearings Limited**

Est. 1947

Wholesale Distributor of the Widest Variety of Bearing and Power Transmission Products in the World

### Manufactured Products

<b>Miniature*</b>	<b>Needle</b>	<b>Inserts*</b>
<b>Deep Groove*</b>	<b>Mast Guide</b>	<b>Mounted Units*</b>
<b>Spherical Roller</b>	<b>Tapered Roller</b>	<b>Sprockets - Sheaves</b>
<b>Angular Contact</b>	<b>Spherical Plain</b>	<b>Precision Roller Chain*</b>



\*Also available in Stainless Steel

### Distributed Products

In addition to TRITAN products, Bearings Limited supplies a wide variety of premium bearings from some of the highest quality manufacturers around the world.

#### Ball Bearings

Koyo - Japan  
ORS - Turkey  
MTK - Turkey (100mm+)

#### Precision Ball Bearings

IBC - Germany  
Koyo - Japan  
ORS - Turkey

#### Cylindrical Roller Bearings

MTK - Romania/Poland/Turkey  
Koyo - Japan  
American Roller Bearings - USA (oil field specials)

#### Specialty Ball Bearings

JAF - Japan (Cartridge)  
KSK - Japan (Torque Tube)  
Silverthin - USA/China (Thin Section/Slewing Ring)

#### Spherical Roller Bearings

MTK - Romania/Poland/Turkey  
Koyo - Japan

#### Tapered Roller Bearings

A&S Fersa - Spain  
Koyo - Japan

#### Needle Bearings

Koyo - Japan/Czech/USA

#### Miniature Ball Bearings

EZO - Japan

#### Roller Bearing Housings and Accessories

FSQ - Taiwan

#### Linear Motion Bearings

NB - Japan



Northeast  
Hauppauge, NY  
1 (800) 645-5088

Southeast  
Atlanta, GA  
1 (800) 247-9920

Midwest  
Chicago, IL  
1 (800) 325-9696

Midwest  
Columbus, OH  
1(888)700-9144

Southwest  
Houston, TX  
1(800)233-5567

West Coast  
Los Angeles, CA  
1 (800) 722-0655