

GEARING

Maxum® XTR

Concentric speed reducers

The Maxum XTR reducer is a power-dense, high-torque speed reducer designed for reliable performance. It provides a solution for quick installation, while minimizing downtime, and the harsh-duty features allow it to excel in all environments.

Maxum XTR offers increased HP, torque ratings, and is a drop-in replacement for competitive concentric reducers. Designed to meet or exceed AGMA standards, this compact reducer's proven reliability includes a longer bearing life compared to the competition.

- Purgeable seal system is standard
- Fractional to 1,166 HP
- Up to 660,000 (in-lbs) torque
- Multiple mounting configurations available
- 100 percent factory performance tested for longer service life




Features:

Long-life roller bearings meet or exceed AGMA standards and provide a Class 1 minimum, unadjusted L-10 life of 5,000 hours and an average of 25,000 hours

A high-precision, carburized, and ground gearing design optimizes contact, reduces stress, and maximizes efficiency

An oil-level sight plug and a magnetic drain assist with proper lubrication. The internal housing design enhances oil circulation and accommodates inclined mounting positions of the reducer



The rugged ductile iron housing is a compact design with increased stiffness, providing dependable performance in less space. Its condition monitoring pads are standard for mounting accelerometers

Tandem seals include an HNBR oil seal and an auxiliary seal with a purgeable grease cavity between them. These seals provide high-temperature protection, minimize shaft wear, and provide twice the security against ingress of contaminants

Mounting and application options:

Top motor mount: Select your desired reducer output speed in less floor space with the top-mounted NEMA or IEC motor and Dodge V-belt drive.

Maxum XTR scoop package: Available for use with 143T-1445T motor frames. The fabricated steel scoop is an economical and compact way to connect the motor and reducer.

Custom base plates: Designed to your application to ensure sturdy mounting base and easy alignment of AC or DC motor, coupling and reducer, providing a single-source power transmission package.

Slide or custom bases: Conveniently positions reducer by providing simplified installation and servicing of output side belt and chain drives.

Backstop: Provides reliable holding power and is easily maintained.

Cooling fans: Provides an economical way of utilizing more of the reducer's mechanical rating. Fan options include mechanical shaft fans and electric fans.

Heat exchanger kit: Heat exchangers are available for applications with high-ambient temperatures or for thermal capacities beyond the range of cooling fans.



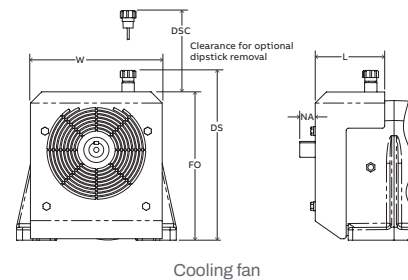
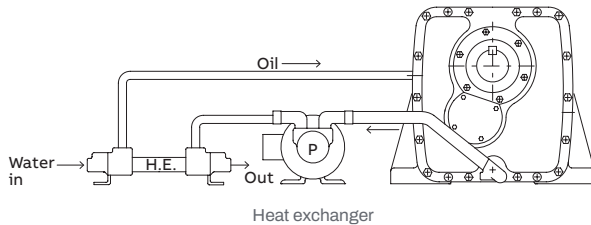
Top motor mount



Slide Base



Scoop mount package



Maxum XTR example comparison

Dodge Maxum XTR reducer size	Ratios available	Max. input hp @ 1750 RPM 25:1 ratio	Max. torque @ 1750 RPM 25:1 ratio, lb-in	Main Competitors hp @ 1750 RPM 25:1 ratio	Main Competitors @ 1750 RPM 25:1 ratio, lb-in	Scoop and top motor mounts for NEMA / IEC motor frames
50	2.25-194.6	33	29,500	28	25,500	143-326T/D112-D225S
60	2.25-194.6	56	50,100	49	45,200	182-365T/D112-D250M
70	2.25-194.6	79	70,600	68	61,500	182-365T/D112-D250M
80	5.06-194.6	110	101,000	96.7	87,600	213-445T/D132S-D315M
90	5.06-194.6	164	152,000	155	143,000	213-445T/D132S-D315M
100	5.06-194.6	227	214,000	226	208,000	213-445T/D132S-D315M
110	9.30-194.6	336	306,000	307	281,000	254-445T/D160L-D315M
120	11.39-194.6	450	426,000	439	409,000	284-445T/D180M-D315M
130	11.39-194.6	620	579,000	582	531,000	284-445T/D180M-D315M

