




PRODUCT CATALOG



BELTSERVICE
CORPORATION



Get it **DONE**

- Complete the task at hand with minimal supervision and maximum collaboration.
- Be a team player who is also self-sufficient.
- Solve problems with a can-do attitude.
- Be positive and “all-in” when doing your job.



Raise the **STANDARD**

- Strive to continually improve yourself and the organization around you.
- Do not accept mediocrity.
- Be open to learning and be willing to teach.
- Have vision and understanding to be the best in the industry.



Do the **RIGHT THING**

- Put the greater good above all else.
- See the big picture and know the value of honesty and integrity.
- Be both humble and confident.
- Lead by example.



Passion **FOR SERVICE**

- Deliver a high-quality experience to customers, internal and external.
- Be responsive and dedicated to others.
- Do what you have committed to do with energy and enthusiasm.

OUR CORE VALUES ARE
THE FOUNDATION OF OUR RELATIONSHIPS

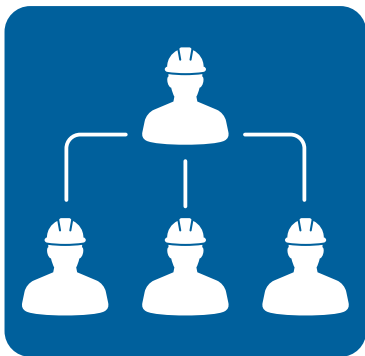
"ADDING VALUE TO EVERYTHING WE TOUCH"

This is our Core Focus and best represents who we are – it is our purpose, our cause and our passion. The heart of this concept goes beyond the products we offer, as it is most meaningful to the relationships we build. Our core values are our foundation while our unique attributes allow us to deliver concepts designed to add value to you, our customer.

- **Customers**
Building a strong partnership that will move your business forward
- **Employees**
Providing a safe and secure environment for a rewarding and fulfilling career
- **Global Supplier Network**
Being a trusted and reliable partner
- **Industries and Local Communities**
Making positive and lasting contributions

— HOW WE GO TO MARKET —

We work exclusively with two distinct categories of resellers: Industrial Distributors and Original Equipment Manufacturers (OEMs).



*Industrial
Distributor*



*Original Equipment
Manufacturer*



INDUSTRIAL DISTRIBUTORS

WE LOWER THE **TRUE** COST OF DISTRIBUTION

We know conveyor belting and what it takes to lower the true cost of distribution. This is one of our key proven concepts, perfected with over 50 years of industry experience. Our focus is adding value to belting, which in turn adds value to your business.

Although we are an "open line", our most valued distributors are those who share our focus on conveyor belting and are in the best position to benefit from this proven concept.

INVENTORY MANAGEMENT

- Broadest and most complete inventory in the world

EXPERTISE

- Extensive product and application knowledge
- Helping with training and marketing materials

ADDED VALUE

- Deepest and most complete fabrication capabilities

ACCESS TO RESOURCES

- Promote your business and brand
- We are always privileged for the opportunity to serve you

LOWER COST

WE CARRY THE MOST COMPLETE INVENTORY OF BELTING IN THE WORLD

You only have to buy the belting you need, whether that means a cut piece, partial slab or full slab. This lets our customers use our inventory to supplement their existing products and keep costs at a minimum.

Improved
Inventory Turns

Reduced Inventory
Handling

Reduced Inventory
Scrap

Increased Product
Offering

WE HAVE THE MOST COMPLETE OFFERING OF **VALUE-ADDED FABRICATIONS**

By working with us, you can focus on the belting you specialize in while we handle the rest. This approach allows you to continue providing quality products without limiting what you can offer customers.

Solution
Selling

Definitive
Margins

Specialized Labor
Utilization

Reduced Product
Costs

WE PUT OUR **RESOURCES AT YOUR DISPOSAL** AND NEVER SELL TO END USERS

Distributors are our valued customers who we want to see succeed and grow. We want you to know that we are always privileged for the opportunity to serve you and we will not conflict with you in the sales channel.

Promote Your
Business and Brand

Joint Calls and
Surveys

Blind Ship Products

Product, Industry,
Application and Sales
Training

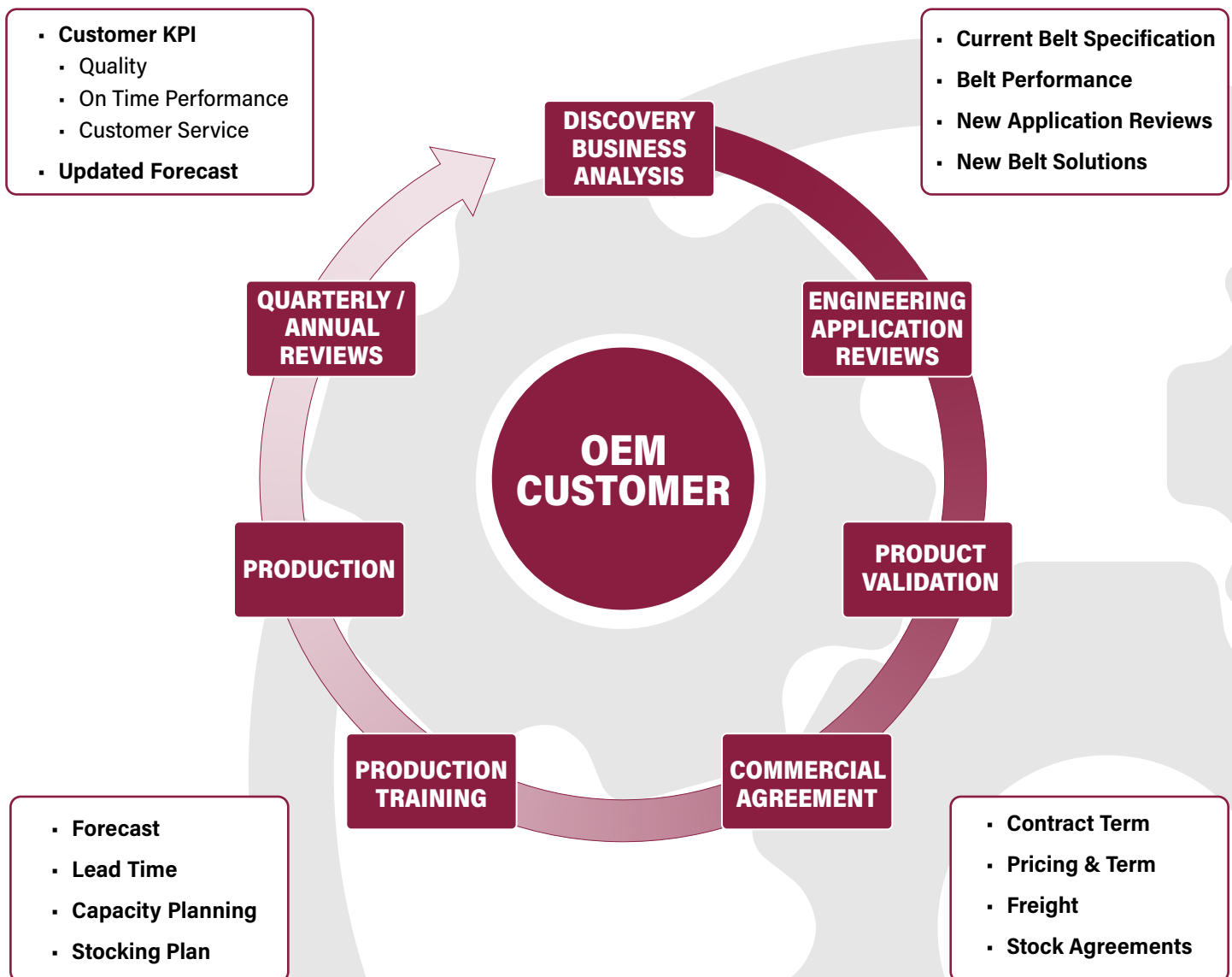


ORIGINAL EQUIPMENT MANUFACTURERS

WE DELIVER **PERSONALIZED** CONVEYANCE SOLUTIONS

A conveyor belt can seem simple but is often one of the most critical parts of any system. We are committed to providing custom solutions to increase efficiency and satisfy customers.

Our target OEM's are those who cannot be adequately serviced through distribution due to size, market constraints or unique challenges



WE PROVIDE A SINGLE ACCESS POINT FOR **CONVEYOR BELTS** AND **ACCESSORIES**

Our streamlined supply chains keep our products in-stock to cut down on lead times. Order your next cut piece, partial slab or full slab when you need it at our one-stop shop.

Solutions for Every
Application

Streamlined Supply
Chains

Reduced Lead
Times

Less Inventory
Required

WE HAVE **DEDICATED RESOURCES** TO DELIVER SOLUTIONS UNIQUE TO YOU

Our experts have worked with countless industries to develop solutions for conveyor products. From replacing a worn-out belt to custom building something unique, we will find what works best for you.

Dedicated
Inventory

Design, Engineering
and Application
Review

Optimized Production
Cells with Dedicated
Tooling

Quality and
Reliability

WE HAVE A **DEDICATED OEM SUPPORT TEAM** READY TO ASSIST YOU

By getting to know you and your business, we gain the ability to personalize our services to your standards. Having a partner who knows what you need and when you need it can make all the difference when it comes to finding the right solutions.

Long-Term
Partnerships

Customer Centric
Approach

What You Need,
When You Need It

Positive Business
Impacts



CONTACT US



ST. LOUIS, MO

(HEADQUARTERS)

314-344-8500 | 800-727-2358

BOISE, ID

208-342-4681 | 800-423-4469

CHARLOTTE, NC

704-949-2100 | 800-849-2358

GRAND PRAIRIE, TX

314-344-8555 | 800-727-2358

PHILADELPHIA, PA

215-295-1900 | 800-777-1314

SACRAMENTO, CA

916-419-7191 | 800-289-2358

VANCOUVER, WA

360-567-4280 | 800-234-2358

BELTSERVICE CANADA CO.

905-565-9217 | 877-210-7423

BELTSERVICE DE MEXICO

+ 4422098869 | + 4422098884

BELTTS ITALY

314-344-8500 | 800-727-2358

CUSTOMER PORTAL



BELTSERVICE.COM



TABLE OF CONTENTS

CORE PRODUCTS

Light Duty	1
Food Belts	1
Light Duty	5
Transmission.	7
Hot Stock & Water	9
Package Handling	11
Incline Roughtop	12
Incline Specialty	17
Incline Wedgegrip	18
Solid Woven Cotton.	19
Heavy Duty	21
Grade 2	21
High Heat 400°F	26
High Heat 700°F.	27
Flame & Oil Resistant	28
Oil Resistant SOR	29
Oil Resistant MOR	30
Oil Resistant SC-MOR.	32
Incline Belting	33
Incline	33
Interwoven PVC	35
White PVC	35
PVC General	37
Incline PVC.	40

VALUE ADDED FABRICATION

Custom Rubber Profiles	45
Custom Rubber Profiles	45
Rubber Cleats	46
Notched Cleats	47
Chevron Cleated Belts - Custom Items	47
Cleated Belts - Custom Patterns	48
Flanges	48
V-Guides & V-Belt Backing	49
Recommended Minimum Pulley Diameter	49
Integrally Molded Fabflex	51
Fablon Black MOR.	51
Fablon Black SBR / MOR.	55
Fabsyn White Nitrile	57
Custom PVC Profiles	61
Custom Light Duty Profiles	61
PVC Cleats	62
V-Guides	62
Splicing	63
Super-Screw Lacing	63
Mechanical Lacing & Fasteners	64
Mechanical Fasteners	65
Splices	66
Custom Fabrications	67
Edge Finishing & Precision Grinding	67
Hole Punching	68
Accessories / Kits & Supplies	69
Belt Accessories	69
Mini Diamond Lagging	70
Ceramic Square Tile Lagging	70
Crown Bar Rubber	70

RA-IB Impact Bars	71
Primedrive Lagging	71
Sheet Rubber	72

APPLICATION / INDUSTRY FOCUSED PRODUCT GROUPS

Dry Bulk Powder Conveying 77

Air Permeable Fabric.	77
-------------------------------	----

Surface Finishing 79

Light Duty SFMB	79
Wood SFMB	81
Metal SFMB	82

Blast Belts 83

Belts for Abrasive Cleaning	83
Blast Pads	84
Finger Seals	84
Elevator Belts	84

Weigh Feeder Belts 85

Feeder Belt Fabrications	85
Custom Fabricated Feeder Belts	86

High Abrasives 87

Magnetic Separator Belts	87
------------------------------------	----

Elevator Belts 89

Black Heavy Duty / PVC Elevator Belts	89
Elevator Belt Selection	90

Custom Cut Parts 91

Precision & Versatility	91
WaterJet.	92
Flash Cutter	92

Cast Urethane & Rubber. 93

Cast Urethane & Rubber.	93
---------------------------------	----

Beltwall® 97

Corrugated Sidewall Belting	97
Compounds	98
Base Belts	98
Cleats	99
Sidewall.	100
Packaging	101
Common Replacement Belts	102
Beltwall Design Data Form	103

Truly Endless 105

Top Surface Finishing	105
Thin Veneer Slicing	106
Edge Finishing.	106
Deboningroll.	107
Slingroll	107
Shredder Outfeed Belts	107

Filtration Belts. 109

Open or Factory Spliced Filterbelt.	109
Curb Design and Belt Structure	110
Additional Styles	110

ZipLink 111

Industrial & Food Grade Belting	111
---	-----

LIGHTWEIGHT PRODUCTS

Lightweight Thermoplastic 117

PVC FDA	117
Bare / Fabric Covered FDA	119
Silicone Covers FDA	121
Polyolefin FDA	121
Teflon FDA	122
Hytrek Detectable FDA	122
Material Handling PU	123
Material Handling PVC	124
Bare / Fabric Covered PVC/Rubber	126

Non Woven Belts	127
PVC / NBR Profile / Sticky Top Covers	128

Reveyron® 131

Urethane Covers FDA	131
Material Handling PU	134
Bare / Fabric Covered PU	134
Polyurethane Belt Range	135

ProClean 137

Extruded Products	137
ProClean Positive Drive	138
ProClean Flat	139
Detectable Flat and Positive Drive	140
Magnethane Rounds	141
Magnethane Scrapers	143

Lightweight Fabrication 145

Finger Splice	145
Cleating	145
PVC V-Guides	145
Perforations	145
ProSeal Edge Capping	146
Depanner Belts	146
Finger Cleats.	146
Sidewall	146
Lightweight Fabrication Facility	147

ProTurn® 149

Power Turn Replacement Belts	149
Chain Guides	150
Urethane Guides	150
Bearing Guides	150
Distribution Centers	150

Nylon Core / Power Transmission . . 151

Nitta PolyBelt™	151
Nitta PolySprint™	155

Plastic Modular Belting 157

Modular Belting	157
---------------------------	-----

TECHNICAL PAGES

Black Heavy Duty / PVC Elevator Belts	164
Lightweight Sidewall.	165
Ordering a Belt	166
Chemical Resistance	167
Compound Properties	167
Troubleshooting	168
Conveyor Terms and Definitions	169
Useful Information	170
Metric Conversions	171
Conversion Formulas	172
Warranty Information	173







CORE PRODUCTS

LD *Light Duty*

Belting with cover impressions/profiles are commonly used to prevent back sliding on incline conveyors.

HD *Heavy Duty*

Belts that provide abrasion and impact resistance, oil and temperature-resisting properties and flame-retardancy.

HD *Incline Belting*

Cover textures and vulcanized profiles to keep transported materials secure while in motion.


IP *Interwoven PVC*

Low stretch and high lace retention are common characteristics found on these versatile belts.





LIGHT DUTY




A variety of compounds are available including rubber, nitrile, leather, silicone, butyl, Teflon, PVC and FS covers for most demanding applications.

Light Duty belting with cover impressions/profiles are commonly used to prevent back sliding on incline conveyors.

FOOD BELTS

2 PLY 15 OZ. WHITE NITRILE COS

Catalog #	Part #	Thickness	Temp. Range	Min. Pulley Diameter	Weight (PIW)	Recommended Lacing
1	10372	3/32"	0°/250°F	2"	.0560 lbs	Clipper Lace: #1A Alligator Lace: #7



3 PLY 15 OZ. WHITE NITRILE COS

Catalog #	Part #	Thickness	Temp. Range	Min. Pulley Diameter	Weight (PIW)	Recommended Lacing
2	10374	1/8"	0°/250°F	2.5"	.0750 lbs	Clipper Lace: #1 Alligator Lace: #7



4 PLY 15 OZ. WHITE NITRILE COS

Catalog #	Part #	Thickness	Temp. Range	Min. Pulley Diameter	Weight (PIW)	Recommended Lacing
3	10376	5/32"	0°/250°F	3"	.0920 lbs	Clipper Lace: #2 Alligator Lace: #20




5 PLY 15 OZ. WHITE NITRILE COS

Catalog #	Part #	Thickness	Temp. Range	Min. Pulley Diameter	Weight (PIW)	Recommended Lacing
4	10378	3/16"	0°/250°F	4"	.1080 lbs	Alligator Staple: #125 Clipper Lace: #2 Alligator Lace: #20



2 PLY POLY 60 WHITE NITRILE COS

Catalog #	Part #	Thickness	Temp. Range	Min. Pulley Diameter	Weight (PIW)	Recommended Lacing
5	10382	5/64"	0°/250°F	1.5"	.0440 lbs	Clipper Lace: #1XSP Alligator Lace: #1




3 PLY POLY 90 WHITE NITRILE COS

Catalog #	Part #	Thickness	Temp. Range	Min. Pulley Diameter	Weight (PIW)	Recommended Lacing
6	10398	3/32"	0°/250°F	2"	.0620 lbs	Clipper Lace: #1A Alligator Lace: #7




2 PLY POLY 100 WHITE NITRILE COS

Catalog #	Part #	Thickness	Temp. Range	Min. Pulley Diameter	Weight (PIW)	Recommended Lacing
7	10385	7/64"	0°/250°F	2"	.0620 lbs	Clipper Lace: #1A Alligator Lace: #7



3 PLY POLY 150 WHITE NITRILE COS

Catalog #	Part #	Thickness	Temp. Range	Min. Pulley Diameter	Weight (PIW)	Recommended Lacing
8	10390	5/32"	0°/250°F	2.5"	.0750 lbs	Alligator Staple: #125 Clipper Lace: #2 Alligator Lace: #15



3 PLY POLY 135 WHITE NITRILE 1/32 X 1/32

Catalog #	Part #	Thickness	Temp. Range	Min. Pulley Diameter	Weight (PIW)	Recommended Lacing
8a	10388	3/16"	0°/250°F	4"	.1070 lbs	Alligator Staple: #125 Clipper Lace: #2 Alligator Lace: #15



2 PLY POLY 100 WHITE RMV COS

Catalog #	Part #	Thickness	Temp. Range	Min. Pulley Diameter	Weight (PIW)	Recommended Lacing
8b	10948	1/8"	0°/180°F	2"	.0620 lbs	Alligator Staple: #62 Clipper Lace: #1 Alligator Lace: #7




3 PLY POLY 150 WHITE RMV COS

Catalog #	Part #	Thickness	Temp. Range	Min. Pulley Diameter	Weight (PIW)	Recommended Lacing
8c	10949	9/64"	0°/180°F	3"	.0750 lbs	Alligator Staple: #125 Clipper Lace: #2 Alligator Lace: #15



3 PLY POLY 105 WHITE BUTYL COS

Catalog #	Part #	Thickness	Temp. Range	Min. Pulley Diameter	Weight (PIW)	Recommended Lacing
9	10401	3/32"	-65°/300°F	1.5"	.0560 lbs	Alligator Staple: #62 Clipper Lace: #1A Alligator Lace: #7



3 PLY POLY 105 WHITE TEFLON COS

Catalog #	Part #	Thickness	Temp. Range	Min. Pulley Diameter	Weight (PIW)	Recommended Lacing
10	10402	1/16"	0°/250°F	2.5"	.0500 lbs	Alligator Staple: #62 Clipper Lace: #1XSP Alligator Lace: #1




2 PLY POLY 60 WHITE NITRILE PEBBLETOP

Catalog #	Part #	Thickness	Temp. Range	Min. Pulley Diameter	Weight (PIW)	Recommended Lacing
11	10384	3/32"	0°/250°F	2"	.0500 lbs	Alligator Staple: #62 Clipper Lace: #1A Alligator Lace: #7



3 PLY POLY 90 WHITE NITRILE PEBBLETOP

Catalog #	Part #	Thickness	Temp. Range	Min. Pulley Diameter	Weight (PIW)	Recommended Lacing
12	10400	1/8"	0°/250°F	2.5"	.0620 lbs	Alligator Staple: #62 Clipper Lace: #1 Alligator Lace: #15




3 PLY POLY 150 WHITE NITRILE MEATCLEAT

Catalog #	Part #	Thickness	Temp. Range	Min. Pulley Diameter	Weight (PIW)	Recommended Lacing
13	10392	1/4"	0°/250°F	2.5"	.0980 lbs	Alligator Staple: #125 Clipper Lace: #1 Alligator Lace: #7



3 PLY 90 GREEN NITRILE COS

Catalog #	Part #	Thickness	Temp. Range	Min. Pulley Diameter	Weight (PIW)	Recommended Lacing
14	10396	3/32"	0°/250°F	2"	.0560 lbs	Alligator Staple: #62 Clipper Lace: #1A Alligator Lace: #7



3 PLY 150 TAN NITRILE COS

Catalog #	Part #	Thickness	Temp. Range	Min. Pulley Diameter	Weight (PIW)	Recommended Lacing
15a	10692	9/64"	0°/250°F	3"	.0700 lbs	Alligator Staple: #125 Clipper Lace: #2 Alligator Lace: #15



LIGHT DUTY

3 PLY BROWN NITRILE FBS

Catalog #	Part #	Thickness	Temp. Range	Min. Pulley Diameter	Weight (PIW)	Recommended Lacing
24	10696	1/16"	0°/250°F	.75"	.0380 lbs	Clipper Lace: #1XSP



5 PLY BROWN NITRILE FBS

Catalog #	Part #	Thickness	Temp. Range	Min. Pulley Diameter	Weight (PIW)	Recommended Lacing
25	10706	7/64"	0°/250°F	1.5"	.0620 lbs	Clipper Lace: #1A Alligator Lace: #7



7 PLY BROWN NITRILE FBS

Catalog #	Part #	Thickness	Temp. Range	Min. Pulley Diameter	Weight (PIW)	Recommended Lacing
26	10714	5/32"	0°/250°F	3"	.0880 lbs	Alligator Staple: #125 Clipper Lace: #2 Alligator Lace: #20



9 PLY BROWN NITRILE FBS

Catalog #	Part #	Thickness	Temp. Range	Min. Pulley Diameter	Weight (PIW)	Recommended Lacing
26a	10716	13/64"	0°/250°F	4"	.1000 lbs	Alligator Staple: #187 Clipper Lace: #3 Alligator Lace: #27



4 PLY POLY 180 PIW BLACK HEAVY DUTY NITRILE FBS

Catalog #	Part #	Thickness	Temp. Range	Min. Pulley Diameter	Weight (PIW)	Recommended Lacing
27	10700	5/32"	0°/250°F	2"	.0880 lbs	Alligator Staple: #125 Clipper Lace: #2 Alligator Lace: #20



4 PLY POLY 180 PIW BLACK NEOPRENE FBS-SC

Catalog #	Part #	Thickness	Temp. Range	Min. Pulley Diameter	Weight (PIW)	Recommended Lacing
27a	10702	7/64"	-20°/250°F	2"	.0560 lbs	Clipper Lace: #1 Alligator Lace: #7



5 PLY POLY 225 PIW BLACK HEAVY DUTY NITRILE FBS

Catalog #	Part #	Thickness	Temp. Range	Min. Pulley Diameter	Weight (PIW)	Recommended Lacing
28	10708	11/64"	0°/250°F	3"	.0940 lbs	Clipper Lace: #3 Alligator Lace: #20



2 PLY CP30 BLACK NITRILE COS

Catalog #	Part #	Thickness	Temp. Range	Min. Pulley Diameter	Weight (PIW)	Recommended Lacing
29	10686	3/32"	0°/250°F	2"	.0560 lbs	Alligator Staple: #62 Clipper Lace: #1A Alligator Lace: #7



3 PLY POLY 135 PIW BLACK NITRILE COS

Catalog #	Part #	Thickness	Temp. Range	Min. Pulley Diameter	Weight (PIW)	Recommended Lacing
30	10698	9/64"	0°/250°F	2.5"	.0750 lbs	Alligator Staple: #125 Clipper Lace: #1 Alligator Lace: #15



2 PLY POLY 70 PIW BLACK CHECKOUT BELT

Catalog #	Part #	Thickness	Temp. Range	Min. Pulley Diameter	Weight (PIW)	Recommended Lacing
31	10688	1/16"	0°/250°F	2"	.0380 lbs	Alligator Staple: #62 Clipper Lace: #1XSP Alligator Lace: #00



4 PLY TAN SLIPTOP


Catalog #	Part #	Thickness	Temp. Range	Min. Pulley Diameter	Weight (PIW)	Recommended Lacing
32	10704	1/8"	-20°/250°F	2"	.0700 lbs	Alligator Staple: #62 Clipper Lace: #1 Alligator Lace: #15



TRANSMISSION


3 PLY CP30 BLACK FS X FS

Catalog #	Part #	Thickness	Temp. Range	Min. Pulley Diameter	Weight (PIW)	Recommended Lacing
38	10881	1/8"	-40°/250°F	2.5"	.0560 lbs	Alligator Staple: #62 Clipper Lace: #1 Alligator Lace: #15




3 PLY CP30 TAN FS X FS

Catalog #	Part #	Thickness	Temp. Range	Min. Pulley Diameter	Weight (PIW)	Recommended Lacing
39	10883	9/64"	-40°/250°F	2.5"	.0620 lbs	Alligator Staple: #125 Clipper Lace: #2 Alligator Lace: #15



4 PLY CP30 TAN FS X FS

Catalog #	Part #	Thickness	Temp. Range	Min. Pulley Diameter	Weight (PIW)	Recommended Lacing
40	10884	3/16"	-40°/250°F	3"	.0940 lbs	Alligator Staple: #187 Clipper Lace: #3 Alligator Lace: #25




5 PLY CP30 TAN FS X FS

Catalog #	Part #	Thickness	Temp. Range	Min. Pulley Diameter	Weight (PIW)	Recommended Lacing
41	10886	1/4"	-40°/250°F	6"	.1370 lbs	Flexco Plate/Rivet: R2 Alligator Staple: #187 Clipper Lace: #4-1/2 Alligator Lace: #27




4 PLY 35 OZ. TAN FS X FS SILVER HARD DUCK

Catalog #	Part #	Thickness	Temp. Range	Min. Pulley Diameter	Weight (PIW)	Recommended Lacing
42	10888	15/64"	-40°/250°F	6"	.1130 lbs	Flexco Plate/Rivet: R2 Alligator Staple: #187 Clipper Lace: #4 Alligator Lace: #27



5 PLY 35 OZ. TAN FS X FS SILVER HARD DUCK

Catalog #	Part #	Thickness	Temp. Range	Min. Pulley Diameter	Weight (PIW)	Recommended Lacing
43	10890	5/16"	-40°/250°F	8"	.1560 lbs	Flexco Plate/Rivet: R2 Flexco Bolt: #375 Clipper Lace: #5 Alligator Lace: #35




6 PLY 35 OZ. TAN FS X FS SILVER HARD DUCK

Catalog #	Part #	Thickness	Temp. Range	Min. Pulley Diameter	Weight (PIW)	Recommended Lacing
44	10892	3/8"	-40°/250°F	10"	.1810 lbs	Flexco Plate/Rivet: R5 Flexco Bolt: #550 Clipper Lace: #6 Alligator Lace: #45



8 PLY 35 OZ. TAN FS X FS SILVER HARD DUCK


Catalog #	Part #	Thickness	Temp. Range	Min. Pulley Diameter	Weight (PIW)	Recommended Lacing
45	10894	1/2"	-40°/250°F	16"	.2130 lbs	Flexco Plate/Rivet: R5 Flexco Bolt: #550



HOT STOCK & WATER


3 PLY HOT STOCK & WATER

Catalog #	Part #	Thickness	Temp. Range	Min. Pulley Diameter	Weight (PIW)	Recommended Lacing
46	10580	9/64"	-40°/250°F	2.5"	.0560 lbs	Alligator Staple: #125 Clipper Lace: #2 Alligator Lace: #15




3 PLY RED SILICONE COVER HOT STOCK & WATER

Catalog #	Part #	Thickness	Temp. Range	Min. Pulley Diameter	Weight (PIW)	Recommended Lacing
46a	10586	1/8"	-100°/500°F	3"	.0560 lbs	Alligator Staple: #125 Clipper Lace: #2 Alligator Lace: #15




4 PLY RED SILICONE COVER HOT STOCK & WATER

Catalog #	Part #	Thickness	Temp. Range	Min. Pulley Diameter	Weight (PIW)	Recommended Lacing
46b	10596	3/16"	-100°/500°F	4"	.0810 lbs	Alligator Staple: #187 Clipper Lace: #3 Alligator Lace: #25



3 PLY HSW W/ 1/32 WHITE SMOOTH SILICONE X FS

Catalog #	Part #	Thickness	Temp. Range	Min. Pulley Diameter	Weight (PIW)	Recommended Lacing
46c	10582	5/32"	-100°/500°F	3"	.0750 lbs	Alligator Staple: #125 Clipper Lace: #3 Alligator Lace: #25



4 PLY HOT STOCK & WATER

Catalog #	Part #	Thickness	Temp. Range	Min. Pulley Diameter	Weight (PIW)	Recommended Lacing
47	10590	3/16"	-40°/250°F	3"	.0880 lbs	Alligator Staple: #125 Clipper Lace: #3 Alligator Lace: #25



3 PLY HOT STOCK & WATER BLK. 1/8 URETHANE X FS

Catalog #	Part #	Thickness	Temp. Range	Min. Pulley Diameter	Weight (PIW)	Recommended Lacing
50	11041	5/16"	0°/188°F	8"	.1250 lbs	Flexco Plate/Rivet: R2 Clipper Lace: #3 Alligator Lace: #35



PACKAGE HANDLING


3 PLY CP30 BLACK 1/16 X FS						
Catalog #	Part #	Thickness	Temp. Range	Min. Pulley Diameter	Weight (PIW)	Recommended Lacing
48	10694	7/32"	-40°/250°F	4"	.1060 lbs	Alligator Staple: #187 Clipper Lace: #4 Alligator Lace: #25




3 PLY CP30 BLACK 1/16 PEBBLETOP X FS						
Catalog #	Part #	Thickness	Temp. Range	Min. Pulley Diameter	Weight (PIW)	Recommended Lacing
49	10644	7/32"	-40°/250°F	4"	.1000 lbs	Alligator Staple: #187 Clipper Lace: #4 Alligator Lace: #25



2 PLY 220 PIW TAN BARE X BARE						
Catalog #	Part #	Thickness	Temp. Range	Min. Pulley Diameter	Weight (PIW)	Recommended Lacing
51	10462	5/32"	-25°/225°F	8"	.0690 lbs	Flexco Plate/Rivet: R2 Alligator Staple: #125 Alligator Lace: #15



2 PLY 150 PIW BLACK 1/32 X BARE						
Catalog #	Part #	Thickness	Temp. Range	Min. Pulley Diameter	Weight (PIW)	Recommended Lacing
52	10454	1/8"	-25°/225°F	6"	.0690 lbs	Alligator Staple: #125 Clipper Lace: #2 Alligator Lace: #15



2 PLY 160 PIW BLACK 1/8 X BARE MOR

Catalog #	Part #	Thickness	Temp. Range	Min. Pulley Diameter	Weight (PIW)	Recommended Lacing
53	10456	7/32"	-25°/ 225°F	6"	.1260 lbs	Flexco Bolt: #375/Rivet: #R5 Alligator Staple: #187



4 PLY 180 PIW BLACK 3/32 SMOOTH NITRILE TOP X BARE

Catalog #	Part #	Thickness	Temp. Range	Min. Pulley Diameter	Weight (PIW)	Recommended Lacing
53a	10882	1/4"	0°/ 225°F	4"	.1300 lbs	Alligator Staple: #187 Clipper Lace: #5 Alligator Lace: #25



2 PLY 220 PIW BLACK 1/8 X BARE MOR

Catalog #	Part #	Thickness	Temp. Range	Min. Pulley Diameter	Weight (PIW)	Recommended Lacing
53b	10458	15/64"	-25°/ 225°F	14"	.1420 lbs	Flexco Plate: #140/Rivet: R5 Alligator Staple: #187



INCLINE ROUGHTOP


2 PLY 150 PIW BLACK ROUGHTOP X BARE

Catalog #	Part #	Thickness	Temp. Range	Min. Pulley Diameter	Weight (PIW)	Recommended Lacing
54	10602	9/32"	-40°/ 250°F	2"	.1000 lbs	Alligator Staple: #125 Clipper Lace: #1 Alligator Lace: #1



2 PLY 150 PIW BLACK ROUGHTOP X BARE FR

Catalog #	Part #	Thickness	Temp. Range	Min. Pulley Diameter	Weight (PIW)	Recommended Lacing
54(FR)	24357	.266"	-30°/180°F	3"	.0970 lbs	Alligator Staple: #125 Clipper Lace: #1 Alligator Lace: #1



2 PLY 150 PIW TAN ROUGHTOP X BARE

Catalog #	Part #	Thickness	Temp. Range	Min. Pulley Diameter	Weight (PIW)	Recommended Lacing
55	10610	9/32"	-40°/250°F	2"	.1000 lbs	Alligator Staple: #125 Clipper Lace: #1 Alligator Lace: #1



2 PLY 210 PIW GRAY ROUGHTOP X BARE

Catalog #	Part #	Thickness	Temp. Range	Min. Pulley Diameter	Weight (PIW)	Recommended Lacing
55a	10620	5/16"	-40°/250°F	6"	.1060 lbs	Alligator Staple: #125 Clipper Lace: #2 Alligator Lace: #15




3 PLY 225 PIW BLACK ROUGHTOP X BARE

Catalog #	Part #	Thickness	Temp. Range	Min. Pulley Diameter	Weight (PIW)	Recommended Lacing
56a	10634	21/64"	-40°/250°F	2.5"	.1170 lbs	Alligator Staple: #187 Clipper Lace: #2 Alligator Lace: #15




3 PLY CP30 BLACK ROUGHTOP X FS

Catalog #	Part #	Thickness	Temp. Range	Min. Pulley Diameter	Weight (PIW)	Recommended Lacing
56	10648	5/16"	-40°/250°F	2.5"	.0930 lbs	Alligator Staple: #125 Clipper Lace: #1 Alligator Lace: #7




4 PLY CP30 BLACK ROUGHTOP X FS

Catalog #	Part #	Thickness	Temp. Range	Min. Pulley Diameter	Weight (PIW)	Recommended Lacing
57	10680	5/32"	-40°/250°F	4"	.1100 lbs	Alligator Staple: #125 Clipper Lace: #1 Alligator Lace: #15




3 PLY CP30 TAN RUBBER ROUGHTOP X FS

Catalog #	Part #	Thickness	Temp. Range	Min. Pulley Diameter	Weight (PIW)	Recommended Lacing
58	10668	5/16"	-40°/250°F	2.5"	.1000 lbs	Alligator Staple: #125 Clipper Lace: #1 Alligator Lace: #7




3 PLY CP30 TAN GENUINE PURE GUM ROUGHTOP X FS

Catalog #	Part #	Thickness	Temp. Range	Min. Pulley Diameter	Weight (PIW)	Recommended Lacing
59	10666	5/16"	-40°/250°F	2"	.0930 lbs	Alligator Staple: #125 Clipper Lace: #1 Alligator Lace: #7




2 PLY 160 PIW TAN PURE GUM ROUGHTOP X BARE

Catalog #	Part #	Thickness	Temp. Range	Min. Pulley Diameter	Weight (PIW)	Recommended Lacing
59a	10616	9/32"	-40°/250°F	3"	.1000 lbs	Alligator Staple: #125 Clipper Lace: #1 Alligator Lace: #1



3 PLY 180 PIW TAN PURE GUM ROUGHTOP X BARE

Catalog #	Part #	Thickness	Temp. Range	Min. Pulley Diameter	Weight (PIW)	Recommended Lacing
59b	10632	5/16"	-40°/250°F	4"	.0940 lbs	Alligator Staple: #125 Clipper Lace: #2 Alligator Lace: #7



4 PLY 240 PIW TAN PURE GUM ROUGHTOP X BARE

Catalog #	Part #	Thickness	Temp. Range	Min. Pulley Diameter	Weight (PIW)	Recommended Lacing
59c	10678	23/64"	-40°/250°F	8"	.1300 lbs	Alligator Staple: #187 Clipper Lace: #2 Alligator Lace: #15




3 PLY 135 PIW BROWN NITRILE ROUGHTOP X FS

Catalog #	Part #	Thickness	Temp. Range	Min. Pulley Diameter	Weight (PIW)	Recommended Lacing
60	10672	1/4"	0°/250°F	3"	.1000 lbs	Alligator Staple: #125 Clipper Lace: #1 Alligator Lace: #1




3 PLY 225 PIW TAN PURE GUM ROUGHTOP X BARE

Catalog #	Part #	Thickness	Temp. Range	Min. Pulley Diameter	Weight (PIW)	Recommended Lacing
60a	10638	5/16"	-40°/250°F	8"	.1340 lbs	Alligator Staple: #125 Clipper Lace: #1 Alligator Lace: #7




3 PLY 225 PIW TAN ROUGHTOP X BARE

Catalog #	Part #	Thickness	Temp. Range	Min. Pulley Diameter	Weight (PIW)	Recommended Lacing
60b	10640	5/16"	-40°/250°F	4"	.1100 lbs	Alligator Staple: #125 Clipper Lace: #1 Alligator Lace: #7




3 PLY 150 PIW BROWN BUTYL ROUGHTOP X BARE

Catalog #	Part #	Thickness	Temp. Range	Min. Pulley Diameter	Weight (PIW)	Recommended Lacing
60c	10630	19/64"	-65°/300°F	2.5"	.1000 lbs	Alligator Staple: #125 Clipper Lace: #1 Alligator Lace: #1




3 PLY 135 TAN CARBOX NITRILE R.T. X BARE

Catalog #	Part #	Thickness	Temp. Range	Min. Pulley Diameter	Weight (PIW)	Recommended Lacing
61	10674	17/64"	0°/250°F	2"	.1000 lbs	Alligator Staple: #125 Clipper Lace: #1 Alligator Lace: #1




3 PLY 150 PIW BLUE CARBOX NITRILE R.T. X BARE

Catalog #	Part #	Thickness	Temp. Range	Min. Pulley Diameter	Weight (PIW)	Recommended Lacing
61a	10662	9/32"	0°/250°F	2.5"	.1130 lbs	Alligator Staple: #125 Clipper Lace: #2 Alligator Lace: #15




3 PLY 150 PIW BLUE CARBOX NITRILE R.T. X FS

Catalog #	Part #	Thickness	Temp. Range	Min. Pulley Diameter	Weight (PIW)	Recommended Lacing
61b	10628	9/32"	0°/250°F	2.5"	.1040 lbs	Alligator Staple: #125 Clipper Lace: #2 Alligator Lace: #15




3 PLY 225 PIW BLUE CARBOX NITRILE R.T. X BARE

Catalog #	Part #	Thickness	Temp. Range	Min. Pulley Diameter	Weight (PIW)	Recommended Lacing
61c	27998	19/64"	0°/250°F	8"	.1150 lbs	Alligator Staple: #125 Clipper Lace: #2 Alligator Lace: #15




INCLINE SPECIALTY


3 PLY CP30 BLACK V-RIDGE X FS						
Catalog #	Part #	Thickness	Temp. Range	Min. Pulley Diameter	Weight (PIW)	Recommended Lacing
62	10660	5/16"	-40°/250°F	2.5"	.1000 lbs	Alligator Staple: #125 Clipper Lace: #1 Alligator Lace: #7




3 PLY CP30 BLACK DURALIFT X FS						
Catalog #	Part #	Thickness	Temp. Range	Min. Pulley Diameter	Weight (PIW)	Recommended Lacing
63	10654	13/32"	-40°/250°F	3"	.1250 lbs	Alligator Staple: #125 Clipper Lace: #1 Alligator Lace: #7



3 PLY CP30 BLACK STEEPGRADE X FS						
Catalog #	Part #	Thickness	Temp. Range	Min. Pulley Diameter	Weight (PIW)	Recommended Lacing
64	10658	5/16"	-40°/250°F	3"	.1000 lbs	Alligator Staple: #125 Clipper Lace: #1 Alligator Lace: #7



3 PLY CP30 TAN PURE GUM STEEPGRADE X FS						
Catalog #	Part #	Thickness	Temp. Range	Min. Pulley Diameter	Weight (PIW)	Recommended Lacing
65	10664	5/16"	-40°/250°F	2.5"	.1190 lbs	Alligator Staple: #125 Clipper Lace: #1 Alligator Lace: #7



3 PLY CP30 BLACK RIBFLEX X FS


Catalog #	Part #	Thickness	Temp. Range	Min. Pulley Diameter	Weight (PIW)	Recommended Lacing
66	10656	5/16"	-40°/ 250°F	3"	.1250 lbs	Alligator Staple: #125 Clipper Lace: #1 Alligator Lace: #7



INCLINE WEDGEGRIP


2 PLY 150 PIW BLACK WEDGEGRIP X BARE

Catalog #	Part #	Thickness	Temp. Range	Min. Pulley Diameter	Weight (PIW)	Recommended Lacing
67	10608	9/32"	-40°/ 250°F	3"	.1060 lbs	Alligator Staple: #125 Clipper Lace: #1 Alligator Lace: #1



2 PLY 150 PIW TAN WEDGEGRIP X BARE

Catalog #	Part #	Thickness	Temp. Range	Min. Pulley Diameter	Weight (PIW)	Recommended Lacing
67a	10612	9/32"	-40°/ 250°F	3"	.1060 lbs	Alligator Staple: #125 Clipper Lace: #1 Alligator Lace: #1



3 PLY 225 PIW TAN WEDGEGRIP X BARE


Catalog #	Part #	Thickness	Temp. Range	Min. Pulley Diameter	Weight (PIW)	Recommended Lacing
67b	10642	5/16"	-40°/ 250°F	4"	.1250 lbs	Alligator Staple: #125 Clipper Lace: #1 Alligator Lace: #7



SOLID WOVEN COTTON

2 PLY SOLID WOVEN COTTON

Catalog #	Part #	Thickness	Temp. Range	Min. Pulley Diameter	Weight (PIW)	Recommended Lacing
16-2	10282	3/32"	-40°/ 225°F	1.5"	.0320 lbs	Clipper Lace: #1 Alligator Lace: #7



3 PLY SOLID WOVEN COTTON

Catalog #	Part #	Thickness	Temp. Range	Min. Pulley Diameter	Weight (PIW)	Recommended Lacing
16-3	10312	1/8"	-40°/ 225°F	2"	.0440 lbs	Clipper Lace: #1 Alligator Lace: #7



4 PLY SOLID WOVEN COTTON

Catalog #	Part #	Thickness	Temp. Range	Min. Pulley Diameter	Weight (PIW)	Recommended Lacing
16-4	10342	3/16"	-40°/ 225°F	3"	.0560 lbs	Clipper Lace: #3 Alligator Lace: #20



**"ADDING VALUE
TO EVERYTHING WE TOUCH"**






More than 50 separate types of heavy-duty black rubber belt specifications are in stock for cut flat belt or custom-fabricated orders. We offer a variety of cover thicknesses and can customize belts to provide abrasion and impact resistance, oil and temperature-resisting properties and flame-retardancy.

GRADE 2

The most common belt used in traditional bulk hauling applications. These belts are compounded to provide durability, strength and flexibility. Their high tension synthetic fabrics result in minimal stretch, impact resistance and superior fastener retention. Available in 2, 3 and 4 ply constructions for high tension applications.

2 PLY 150 PIW 1/32 X BARE

Catalog #	Part #	Thickness	Temp. Range	Min. Pulley Diameter	Weight (PIW)	Recommended Lacing
52	10454	1/8"	-25°/225°F	6"	.0690 lbs	Clipper Lace: #2 Alligator: #15/Staple: #125



2 PLY 150 PIW 1/32 X 1/32

Catalog #	Part #	Thickness	Temp. Range	Min. Pulley Diameter	Weight (PIW)	Recommended Lacing
70	10406	5/32"	-25°/225°F	6"	.0880 lbs	Clipper Lace: #3



2 PLY 150 PIW 1/16 X 1/32

Catalog #	Part #	Thickness	Temp. Range	Min. Pulley Diameter	Weight (PIW)	Recommended Lacing
70a	10418	3/16"	-25°/ 225°F	6"	.1190 lbs	Clipper Lace: #3 Alligator: #25/Staple: #125



2 PLY 150 PIW 1/8 X 1/32

Catalog #	Part #	Thickness	Temp. Range	Min. Pulley Diameter	Weight (PIW)	Recommended Lacing
71	10416	1/4"	-25°/ 225°F	8"	.1440 lbs	Flexco Plate: #140/Rivet: R2 Flexco Bolt: #375 or 550 Alligator: #27/Staple: #187



2 PLY 150 PIW 1/8 X 1/16

Catalog #	Part #	Thickness	Temp. Range	Min. Pulley Diameter	Weight (PIW)	Recommended Lacing
72	10412	9/32"	-25°/ 225°F	8"	.1560 lbs	Flexco Plate: #140/Rivet: R5 Flexco Bolt: #375 or 550 Alligator: #35/Staple: #187



2 PLY 160 PIW 1/16 X 1/64 GRAPE BELT

Catalog #	Part #	Thickness	Temp. Range	Min. Pulley Diameter	Weight (PIW)	Recommended Lacing
72a	49520	11/64"	-25°/ 225°F	6"	.0900 lbs	Alligator: #125



2 PLY 220 PIW 1/8 X 1/16

Catalog #	Part #	Thickness	Temp. Range	Min. Pulley Diameter	Weight (PIW)	Recommended Lacing
73	10426	19/64"	-25°/ 225°F	10"	.1660 lbs	Flexco Plate: #140/Rivet: R5 Flexco Bolt: #375 or 550



2 PLY 220 PIW 3/16 X 1/16

Catalog #	Part #	Thickness	Temp. Range	Min. Pulley Diameter	Weight (PIW)	Recommended Lacing
75	10430	23/64"	-25° / 225°F	10"	.1810 lbs	Flexco Plate: #140/Rivet: R5 Flexco Bolt: #375 or 550



3 PLY 330 PIW 3/16 X 1/16

Catalog #	Part #	Thickness	Temp. Range	Min. Pulley Diameter	Weight (PIW)	Recommended Lacing
77	10488	13/32"	-25° / 225°F	12"	.2130 lbs	Flexco Plate: #190/Rivet: R5 1/2 Flexco Bolt: #550



3 PLY 330 PIW 1/16 X BARE

Catalog #	Part #	Thickness	Temp. Range	Min. Pulley Diameter	Weight (PIW)	Recommended Lacing
77c	10476	7/32"	-25° / 225°F	12"	.1250 lbs	Flexco Plate: #190/Rivet: R5 Flexco Bolt: 375 or 550



3 PLY 330 PIW 3/16 X BARE

Catalog #	Part #	Thickness	Temp. Range	Min. Pulley Diameter	Weight (PIW)	Recommended Lacing
77d	10500	3/8"	-25° / 225°F	12"	.1810 lbs	Flexco Plate: #190/Rivet: R5 1/2 Flexco Bolt: #550



4 PLY 440 PIW 1/4 X BARE

Catalog #	Part #	Thickness	Temp. Range	Min. Pulley Diameter	Weight (PIW)	Recommended Lacing
77e	10530	1/2"	-25° / 225°F	16"	.2400 lbs	Flexco Plate: BR-6/Rivet: R5 1/2




3 PLY 330 PIW 1/4 X 1/16

Catalog #	Part #	Thickness	Temp. Range	Min. Pulley Diameter	Weight (PIW)	Recommended Lacing
78	10478	7/16"	-25°/ 225°F	12"	.2190 lbs	Flexco Plate: #190/Rivet: R5 1/2 Flexco Bolt: #550




3 PLY 225 PIW 3/16 TAN PURE GUM X BARE

Catalog #	Part #	Thickness	Temp. Range	Min. Pulley Diameter	Weight (PIW)	Recommended Lacing
79	10470	11/32"	-20°/ 225°F	8"	.1630 lbs	Flexco Plate: #140/Rivet: R5




3 PLY 330 PIW 13/64 TAN PURE GUM X BARE

Catalog #	Part #	Thickness	Temp. Range	Min. Pulley Diameter	Weight (PIW)	Recommended Lacing
79a	41332	3/8"	-20°/ 225°F	10"	.1750 lbs	Flexco Plate: #140/Rivet: R5



3 PLY 225 PIW 7/16 GREEN DIAMOND X BARE

Catalog #	Part #	Thickness	Temp. Range	Min. Pulley Diameter	Weight (PIW)	Recommended Lacing
79b	41780	41/64"	0°/ 220°F	10"	.3500 lbs	---



4 PLY 440 PIW 1/4 X 1/16

Catalog #	Part #	Thickness	Temp. Range	Min. Pulley Diameter	Weight (PIW)	Recommended Lacing
80	10526	17/32"	-25°/ 225°F	16"	.2690 lbs	Flexco Plate: BR-10/Rivet: R6



4 PLY 440 PIW 3/8 X 3/32

Catalog #	Part #	Thickness	Temp. Range	Min. Pulley Diameter	Weight (PIW)	Recommended Lacing
80a	10536	11/16"	-25° / 225°F	16"	.3440 lbs	Flexco Plate: BR-10/Rivet: R6



3 PLY 600 PIW 1/4 X 1/16

Catalog #	Part #	Thickness	Temp. Range	Min. Pulley Diameter	Weight (PIW)	Recommended Lacing
80b	10510	9/16"	-25° / 225°F	18"	.3130 lbs	Flexco Plate: BR-10/Rivet: R6



3 PLY 600 PIW 3/8 X 1/8

Catalog #	Part #	Thickness	Temp. Range	Min. Pulley Diameter	Weight (PIW)	Recommended Lacing
80d	24157	45/64"	-25° / 225°F	18"	.3400 lbs	Flexco Plate: BR-10/Rivet: R6



1 PLY 225 PIW 1/8 X 1/16 STRAIGHT WARP

Catalog #	Part #	Thickness	Temp. Range	Min. Pulley Diameter	Weight (PIW)	Recommended Lacing
83d	28586	1/4"	-25° / 225°F	10"	.1400 lbs	Flexco Rivet: R5



1 PLY 440 PIW 1/4 X 1/8 STRAIGHT WARP GRADE-I

Catalog #	Part #	Thickness	Temp. Range	Min. Pulley Diameter	Weight (PIW)	Recommended Lacing
83c	27609	33/64"	-40° / 140°F	16"	.2700 lbs	Flexco Rivet: R5



HIGH HEAT 400°F

Covers designed to withstand product temperatures for lumpy material up to 400°F (204°C) and continuous baking loads to 300°F (140°C). Heat resistant cover compounds protect the carcass from heat deterioration. Covers stay flexible when the belt is operating within the allowable temperature range.


2 PLY 220 PIW 3/16 X 1/16 HR 400°F

Catalog #	Part #	Thickness	Temp. Range	Min. Pulley Diameter	Weight (PIW)	Recommended Lacing
82	10438	3/8"	-20°/400°F	10"	.1810 lbs	Flexco Plate: #190/Rivet: R5 Flexco Bolt: #375 or 550



3 PLY 330 PIW 3/16 X 1/16 HR 400°F

Catalog #	Part #	Thickness	Temp. Range	Min. Pulley Diameter	Weight (PIW)	Recommended Lacing
82b	10494	13/32"	-20°/400°F	12"	.2130 lbs	Flexco Plate: #190/Rivet: R5 1/2 Flexco Bolt: #550




3 PLY 330 PIW 1/4 X 1/16 HR 400°F

Catalog #	Part #	Thickness	Temp. Range	Min. Pulley Diameter	Weight (PIW)	Recommended Lacing
83	10482	15/32"	-20°/400°F	12"	.2190 lbs	Flexco Plate: #190/Rivet: R6 Flexco Bolt: #550



3 PLY 225 PIW 1/8 X BARE HR 400°F

Catalog #	Part #	Thickness	Temp. Range	Min. Pulley Diameter	Weight (PIW)	Recommended Lacing
83a	10466	19/64"	-20°/400°F	10"	.1560 lbs	Flexco Plate: #190/Rivet: R5 Flexco Bolt: #375 or 550



4 PLY 440 PIW 1/4 X 1/16 HR 400°F

Catalog #	Part #	Thickness	Temp. Range	Min. Pulley Diameter	Weight (PIW)	Recommended Lacing
83b	10528	17/32"	-20°/400°F	16"	.2690 lbs	Flexco Plate: BR-6/Rivet: R5 1/2



HIGH HEAT 700°F

Premium heat resistant belts are designed for conveying hot lumpy material in conditions of up to 700°F (371°C) and short time cycle baking loads in the range of 450 – 500°F (232 – 260°C).

2 PLY 220 PIW 3/16 X 1/16 PEAK HR 700°F

Catalog #	Part #	Thickness	Temp. Range	Min. Pulley Diameter	Weight (PIW)	Recommended Lacing
89	28234	3/8"	-20°/700°F	10"	.1810 lbs	Flexco Plate: #190/Rivet: R5 Flexco Bolt: #375 or 550



3 PLY 330 PIW 3/16 X 1/16 PEAK HR 700°F

Catalog #	Part #	Thickness	Temp. Range	Min. Pulley Diameter	Weight (PIW)	Recommended Lacing
89a	28236	13/32"	-20°/700°F	12"	.2130 lbs	Flexco Plate: BR-10/Rivet: R5 1/2 Flexco Bolt: #550



3 PLY 330 PIW 1/4 X 1/16 PEAK HR 700°F

Catalog #	Part #	Thickness	Temp. Range	Min. Pulley Diameter	Weight (PIW)	Recommended Lacing
89b	28235	15/32"	-20°/700°F	12"	.2190 lbs	Flexco Plate: #190/Rivet: R5 1/2 Flexco Bolt: #550



4 PLY 440 PIW 1/4 X 1/16 PEAK HR 700°F

Catalog #	Part #	Thickness	Temp. Range	Min. Pulley Diameter	Weight (PIW)	Recommended Lacing
89c	28238	13/32"	-20°/700°F	16"	.2690 lbs	Flexco Plate: BR-6/Rivet: R5 1/2 Flexco Bolt: #550

**FLAME & OIL RESISTANT** | *Static Conductive*


Specifically compounded for the oily effects of grain, these belts are also static conductive and carry the FR designation for fire resistance. Designed for grain conveyors and elevators where static charges must be held to a minimum. VOR compound is resistant to mineral and vegetable oil sprays.

2 PLY 220 PIW 1/8 X 1/16 FR/SC/MOR

Catalog #	Part #	Thickness	Temp. Range	Min. Pulley Diameter	Weight (PIW)	Recommended Lacing
74a	10427	19/64"	-25°/225°F	10"	.1660 lbs	Flexco Plate: #140/Rivet: R5 Flexco Bolt: #375 or 550

**2 PLY 220 PIW 1/16 X 1/16 FR/SC/VOR**

Catalog #	Part #	Thickness	Temp. Range	Min. Pulley Diameter	Weight (PIW)	Recommended Lacing
74b	10422	1/4"	-25°/225°F	10"	.1200 lbs	Flexco Plate: #140/Rivet: R5 Flexco Bolt: #375 or 550

**3 PLY 330 PIW 1/16 X 1/16 FR/SC/VOR**

Catalog #	Part #	Thickness	Temp. Range	Min. Pulley Diameter	Weight (PIW)	Recommended Lacing
76	10516	17/64"	-25°/225°F	10"	.1450 lbs	Flexco Plate: #190/Rivet: R5 Flexco Bolt: #550



3 PLY 600 PIW 1/16 X 1/16 FR/SC/VOR

Catalog #	Part #	Thickness	Temp. Range	Min. Pulley Diameter	Weight (PIW)	Recommended Lacing
80c	10520	3/8"	-25°/ 225°F	18"	.1900 lbs	Flexco Plate: #190/Rivet: R5 Flexco Bolt: #550



2 PLY 220 PIW 5/32 X 3/32 FR-SBR

Catalog #	Part #	Thickness	Temp. Range	Min. Pulley Diameter	Weight (PIW)	Recommended Lacing
74c	10452	3/8"	-25°/ 225°F	10"	.2130 lbs	Flexco Plate: #190/Rivet: R5 Flexco Bolt: #375 or 550



OIL RESISTANT SOR

2 PLY 220 PIW 3/16 X 1/16 HOT ASPHALT SOR

Catalog #	Part #	Thickness	Temp. Range	Min. Pulley Diameter	Weight (PIW)	Recommended Lacing
81	10434	3/8"	-10°/ 300°F	10"	.1810 lbs	Flexco Plate: #190/Rivet: R5 Flexco Bolt: #375 or 550



3 PLY 330 PIW 3/16 X 1/16 HOT ASPHALT SOR

Catalog #	Part #	Thickness	Temp. Range	Min. Pulley Diameter	Weight (PIW)	Recommended Lacing
81a	10492	13/32"	-10°/ 300°F	12"	.2130 lbs	Flexco Plate: #190/Rivet: R5 1/2 Flexco Bolt: #550



OIL RESISTANT MOR

Moderate oil resistant properties are ideal for wood chips, recycling and some grain applications.

2 PLY 160 PIW 1/8 X BARE MOR

Catalog #	Part #	Thickness	Temp. Range	Min. Pulley Diameter	Weight (PIW)	Recommended Lacing
53	10456	7/32"	-25° / 225°F	6"	.1260 lbs	Flexco Rivet: R5 Flexco Bolt: #375 Alligator Staple: #187



2 PLY 220 PIW 1/8 X BARE MOR

Catalog #	Part #	Thickness	Temp. Range	Min. Pulley Diameter	Weight (PIW)	Recommended Lacing
53b	10458	15/64"	-25° / 225°F	10"	.1420 lbs	Flexco Plate: #190/Rivet: R5 1/2 Flexco Bolt: #550



2 PLY 220 PIW 3/16 X BARE MOR

Catalog #	Part #	Thickness	Temp. Range	Min. Pulley Diameter	Weight (PIW)	Recommended Lacing
53c	10448	9/32"	-25° / 225°F	10"	.1700 lbs	Flexco Plate: #140/Rivet: R5 Flexco Bolt: #375 or 550




3 PLY 225 PIW 1/8 X BARE MOR

Catalog #	Part #	Thickness	Temp. Range	Min. Pulley Diameter	Weight (PIW)	Recommended Lacing
75a	10468	1/4"	-25° / 225°F	10"	.1560 lbs	Flexco Plate: #140/Rivet: R5 Flexco Bolt: #375 or 550




3 PLY 330 1/16 X BARE MOR

Catalog #	Part #	Thickness	Temp. Range	Min. Pulley Diameter	Weight (PIW)	Recommended Lacing
77g	46524	7/32"	-25°/225°F	12"	.1250 lbs	Flexco Plate: R2/Rivet: R5



3 PLY 330 PIW 3/32 X BARE MOR

Catalog #	Part #	Thickness	Temp. Range	Min. Pulley Diameter	Weight (PIW)	Recommended Lacing
77b	10504	1/4"	-25°/225°F	12"	.1500 lbs	Flexco Plate: #140/Rivet: R5 Flexco Bolt: #550



3 PLY 330 PIW 3/16 X BARE MOR

Catalog #	Part #	Thickness	Temp. Range	Min. Pulley Diameter	Weight (PIW)	Recommended Lacing
77f	10502	3/8"	-25°/225°F	12"	.1810 lbs	Flexco Plate: #190/Rivet: R5 Flexco Bolt: #550



3 PLY 600 PIW 3/16 X BARE MOR

Catalog #	Part #	Thickness	Temp. Range	Min. Pulley Diameter	Weight (PIW)	Recommended Lacing
80e	10512	1/2"	-25°/225°F	18"	.2200 lbs	Flexco Plate: BR-10/Rivet: R5 1/2 Flexco Bolt: #550



3 PLY 750 1/4 X BARE MOR

Catalog #	Part #	Thickness	Temp. Range	Min. Pulley Diameter	Weight (PIW)	Recommended Lacing
80g	49536	17/32"	-25°/225°F	18"	.2888 lbs	Flexco Bolt: #R6



3 PLY 705 PIW 1/4 MOR X 2 MM BROWN BACK

Catalog #	Part #	Thickness	Temp. Range	Min. Pulley Diameter	Weight (PIW)	Recommended Lacing
80h	41791	37/64"	-20° / 225°F	18"	.3070 lbs	Flexco Plate: BR-10/Rivet: R6



OIL RESISTANT SC-MOR

2 PLY 220 PIW 1/8 X 1/16 MOR/SC

Catalog #	Part #	Thickness	Temp. Range	Min. Pulley Diameter	Weight (PIW)	Recommended Lacing
74	10428	19/64"	-25° / 225°F	10"	.1660 lbs	Flexco Plate: #140/Rivet: R5 Flexco Bolt: #375 or 550



2 PLY 220 PIW 3/16 X 1/16 MOR/SC

Catalog #	Part #	Thickness	Temp. Range	Min. Pulley Diameter	Weight (PIW)	Recommended Lacing
75b	10444	11/32"	-25° / 225°F	10"	.1810 lbs	Flexco Plate: #140/Rivet: R5 Flexco Bolt: #375 or 550



3 PLY 330 PIW 3/16 X 1/16 MOR/SC

Catalog #	Part #	Thickness	Temp. Range	Min. Pulley Diameter	Weight (PIW)	Recommended Lacing
77a	10498	13/32"	-25° / 225°F	12"	.2130 lbs	Flexco Plate: #190/Rivet: R5 1/2 Flexco Bolt: #550





INCLINE BELTING



Incline belting is used in high-incline environments, utilizing cover textures and vulcanized profiles to keep transported materials secure while in motion. With an array of different compounds available for fabrication, incline belts can be implemented with virtually any application.

INCLINE

Made to prevent or reduce slide-back on inclines. Chevron and Steepclimb belting also increase conveyor capacity by quick pick up at the point of loading. Ideal for granular materials such as wet sand and gravel.

2 PLY 220 PIW 1/8 X 1/16 CLEAT TOP MOR

Catalog #	Part #	Thickness	Temp. Range	Min. Pulley Diameter	Weight (PIW)	Recommended Lacing
140	10552	9/32"	-25° / 225°F	10"	.2100 lbs	Flexco Plate #140/Rivet: R5 Flexco Bolt: #375 or 550



3 PLY 330 PIW 1/8 X 1/16 CLEAT TOP MOR

Catalog #	Part #	Thickness	Temp. Range	Min. Pulley Diameter	Weight (PIW)	Recommended Lacing
140a	10556	23/64"	-25° / 225°F	12"	.2650 lbs	Flexco Plate: #190/Rivet: R5 Flexco Bolt: #550



2 PLY 220 PIW 1/8 X BARE CLEAT TOP MOR

Catalog #	Part #	Thickness	Temp. Range	Min. Pulley Diameter	Weight (PIW)	Recommended Lacing
140b	10544	7/32"	-25° / 225°F	10"	.1650 lbs	Flexco Plate: #190/Rivet: R5 Flexco Bolt: #550




3 PLY 330 PIW 1/8 X BARE CLEAT TOP MOR

Catalog #	Part #	Thickness	Temp. Range	Min. Pulley Diameter	Weight (PIW)	Recommended Lacing
140c	10566	25/64"	-25° / 225°F	12"	.2300 lbs	Flexco Plate: #190/Rivet: R5 Flexco Bolt: #550



PLY 220 PIW 1/8 X 1/16 MULTI-CHEV MOR

Catalog #	Part #	Thickness	Temp. Range	Min. Pulley Diameter	Weight (PIW)	Recommended Lacing
141	10548	9/32"	-25° / 225°F	10"	.1900 lbs	Flexco Plate: #140/Rivet: R5 Flexco Bolt: #375 or 550



3 PLY 330 PIW 3/16 X 1/16 MULTI-CHEV MOR

Catalog #	Part #	Thickness	Temp. Range	Min. Pulley Diameter	Weight (PIW)	Recommended Lacing
142	10560	25/64"	-25° / 225°F	12"	.2500 lbs	Flexco Plate: #190/Rivet: R5 1/2 Flexco Bolt: #550



2 PLY 150 PIW 1/16 X BARE MINI CLEAT TOP

Catalog #	Part #	Thickness	Temp. Range	Min. Pulley Diameter	Weight (PIW)	Recommended Lacing
144	10542	5/32"	-25° / 225°F	6"	.1250 lbs	Flexco Rivet: R2 Alligator Staple: #125





INTERWOVEN PVC



PVC belting offers high service yield and is the best value for most food and package handling applications. Low stretch and high lace retention are common characteristics found on these versatile belts.

Air permeable fabrics are used to fluidize dry bulk powders in gravity conveyors and silos. Available in needled and woven polyester

WHITE PVC


PVC 120 WHITE C X FS OR/FDA

Catalog #	Part #	Thickness	Temp. Range	Min. Pulley Diameter	Weight (PIW)	Recommended Lacing
20	10957	9/64"	0°/180°F	2"	.0690 lbs	Alligator Staple: #125 Clipper Lace: #2 Alligator Lace: #15



PVC 150 WHITE C X FS OR/FDA

Catalog #	Part #	Thickness	Temp. Range	Min. Pulley Diameter	Weight (PIW)	Recommended Lacing
21	10950	5/32"	0°/180°F	3"	.0750 lbs	Alligator Staple: #125 Clipper Lace: #2 Alligator Lace: #15



PVC 200 WHITE C X C SC/FR/OR/FDA

Catalog #	Part #	Thickness	Temp. Range	Min. Pulley Diameter	Weight (PIW)	Recommended Lacing
18	10952	7/32"	0°/180°F	6"	.1310 lbs	Flexco Rivet: R2 Clipper Lace: #4-1/2



PVC 450 WHITE C X C SC/FR/OR/FDA

Catalog #	Part #	Thickness	Temp. Range	Min. Pulley Diameter	Weight (PIW)	Recommended Lacing
17	10956	23/64"	0°/180°F	10"	.1940 lbs	Flexco Rivet: R5



PVC 100 WHITE ROUGHTOP X FS OR FDA

Catalog #	Part #	Thickness	Temp. Range	Min. Pulley Diameter	Weight (PIW)	Recommended Lacing
22	10953	17/64"	0°/180°F	2.5"	.0940 lbs	Alligator Staple: #125 Clipper Lace: #1 Alligator Lace: #7



PVC 100 WHITE CHEVRON TOP II X FS OR FDA

Catalog #	Part #	Thickness	Temp. Range	Min. Pulley Diameter	Weight (PIW)	Recommended Lacing
23	10951	7/32"	0°/180°F	2"	.0730 lbs	Alligator Staple: #125 Clipper Lace: #1 Alligator Lace: #7



PVC 120 WHITE CRESCENT TOP X FS FDA


Catalog #	Part #	Thickness	Temp. Range	Min. Pulley Diameter	Weight (PIW)	Recommended Lacing
23a	10955	9/32"	0°/180°F	2"	.0800 lbs	Alligator Staple: #125 Clipper Lace: #1 Alligator Lace: #7



PVC GENERAL


PVC 120 BLK C X C

Catalog #	Part #	Thickness	Temp. Range	Min. Pulley Diameter	Weight (PIW)	Recommended Lacing
90	10896	5/32"	0°/180°F	2.5"	.0750 lbs	Alligator Staple: #125 Clipper Lace: #2 Alligator Lace: #15




PVC 120 BLK C X BRUSHED

Catalog #	Part #	Thickness	Temp. Range	Min. Pulley Diameter	Weight (PIW)	Recommended Lacing
91	10898	5/32"	0°/180°F	2.8"	.0700 lbs	Alligator Staple: #125 Clipper Lace: #2 Alligator Lace: #15



PVC 120 BLK FS X BRUSHED FR

Catalog #	Part #	Thickness	Temp. Range	Min. Pulley Diameter	Weight (PIW)	Recommended Lacing
92	10901	7/64"	0°/180°F	2"	.0600 lbs	Alligator Staple: #125 Clipper Lace: #1 Alligator Lace: #7




PVC 150 BLK C X C

Catalog #	Part #	Thickness	Temp. Range	Min. Pulley Diameter	Weight (PIW)	Recommended Lacing
93	10902	3/16"	0°/180°F	3"	.1060 lbs	Alligator Staple: #125 Clipper Lace: #3 Alligator Lace: #20



PVC 150 BLK C X BRUSHED

Catalog #	Part #	Thickness	Temp. Range	Min. Pulley Diameter	Weight (PIW)	Recommended Lacing
94	10906	5/32"	0°/180°F	3"	.0750 lbs	Alligator Staple: #125 Clipper Lace: #2 Alligator Lace: #15



PVC 150 BLK FS X BRUSHED FR

Catalog #	Part #	Thickness	Temp. Range	Min. Pulley Diameter	Weight (PIW)	Recommended Lacing
95	10908	1/8"	0°/180°F	3"	.0560 lbs	Alligator Staple: #125 Clipper Lace: #1 Alligator Lace: #15




PVC 200 BLK C X C SC/FR

Catalog #	Part #	Thickness	Temp. Range	Min. Pulley Diameter	Weight (PIW)	Recommended Lacing
96	10912	15/64"	0°/180°F	4"	.1190 lbs	Flexco Rivet: R5 Flexco Bolt: #375 Alligator Staple: #187 Clipper Lace: #4-1/2 Alligator Lace: #27



PVC 200 BLK C X BRUSHED

Catalog #	Part #	Thickness	Temp. Range	Min. Pulley Diameter	Weight (PIW)	Recommended Lacing
97	10914	13/64"	0°/180°F	4"	.1060 lbs	Alligator Staple: #187 Clipper Lace: #4-1/2



PVC 200 BLK FS X BRUSHED FR

Catalog #	Part #	Thickness	Temp. Range	Min. Pulley Diameter	Weight (PIW)	Recommended Lacing
98	10916	3/16"	0°/180°F	4"	.0940 lbs	Alligator Staple: #187 Clipper Lace: #4-1/2 Alligator Lace: #25



PVC 250 BLK C X C SC/FR

Catalog #	Part #	Thickness	Temp. Range	Min. Pulley Diameter	Weight (PIW)	Recommended Lacing
98a	10920	17/64"	0°/180°F	6"	.1450 lbs	Flexco Rivet: R2




PVC 250 BLK C X FS

Catalog #	Part #	Thickness	Temp. Range	Min. Pulley Diameter	Weight (PIW)	Recommended Lacing
98b	49560	15/64"	0°/180°F	6"	.1178 lbs	Flexco Rivet: R2 Alligator Staple: #187 Alligator Lace: #27




PVC 350 BLK C X C SC/FR

Catalog #	Part #	Thickness	Temp. Range	Min. Pulley Diameter	Weight (PIW)	Recommended Lacing
99	10922	17/64"	0°/180°F	8"	.1600 lbs	Flexco Rivet: R5 Flexco Bolt: #550



PVC 350 BLK C X BRUSHED FR/SC

Catalog #	Part #	Thickness	Temp. Range	Min. Pulley Diameter	Weight (PIW)	Recommended Lacing
99a	10926	1/4"	0°/180°F	8"	.1420 lbs	Flexco Rivet: R2



PVC 450 BLK C X C SC/FR

Catalog #	Part #	Thickness	Temp. Range	Min. Pulley Diameter	Weight (PIW)	Recommended Lacing
100	10930	5/16"	0°/180°F	10"	.1940 lbs	Flexco Rivet: R5



PVC 600 BLK C X C SC/FR

Catalog #	Part #	Thickness	Temp. Range	Min. Pulley Diameter	Weight (PIW)	Recommended Lacing
100a	41992	3/8"	0°/180°F	12"	.2000 lbs	Flexco Rivet: R5



PVC 750 BLK C X C SC/FR


Catalog #	Part #	Thickness	Temp. Range	Min. Pulley Diameter	Weight (PIW)	Recommended Lacing
101	10932	13/32"	0°/180°F	14"	.2250 lbs	Flexco Rivet: R6



INCLINE PVC


PVC 120 BLACK ROUGHTOP X BRUSHED

Catalog #	Part #	Thickness	Temp. Range	Min. Pulley Diameter	Weight (PIW)	Recommended Lacing
86	10940	1/4"	0°/180°F	2"	.0900 lbs	Alligator Staple: #125 Clipper Lace: #1 Alligator Lace: #7



PVC 120 GREEN SUPERGRIP ROUGHTOP X BRUSHED

Catalog #	Part #	Thickness	Temp. Range	Min. Pulley Diameter	Weight (PIW)	Recommended Lacing
87	10941	9/32"	0°/180°F	3"	.0900 lbs	Alligator Staple: #125 Clipper Lace: #1 Alligator Lace: #7




PVC 100 BLK CHEVRON TOP II X BRUSHED MOR

Catalog #	Part #	Thickness	Temp. Range	Min. Pulley Diameter	Weight (PIW)	Recommended Lacing
88	10937	15/64"	0°/180°F	2.5"	.0880 lbs	Alligator Staple: #125 Clipper Lace: #1 Alligator Lace: #7




PVC 120 BLACK CRESCENT TOP X BRUSHED

Catalog #	Part #	Thickness	Temp. Range	Min. Pulley Diameter	Weight (PIW)	Recommended Lacing
69a	10939	1/4"	0°/180°F	3"	.0750 lbs	Alligator Staple: #125 Clipper Lace: #1 Alligator Lace: #7




PVC 200 RED SUPERGRIP ROUGHTOP X BRUSHED

Catalog #	Part #	Thickness	Temp. Range	Min. Pulley Diameter	Weight (PIW)	Recommended Lacing
87a	22843	11/32"	0°/180°F	4"	.1290 lbs	Alligator Staple: #187 Clipper Lace: #4-1/2 Alligator Lace: #27



PVC 200 BLACK CRESCENT TOP X BRUSHED

Catalog #	Part #	Thickness	Temp. Range	Min. Pulley Diameter	Weight (PIW)	Recommended Lacing
69b	10945	5/16"	0°/180°F	4"	.1130 lbs	Alligator Staple: #187 Clipper Lace: #4 Alligator Lace: #27







VALUE ADDED FABRICATION

HD *Custom Rubber Profiles*

From large high incline heavy duty cleated belts to light duty food grade belts.

FF *Integrally Molded Fabflex*

Fabflex belts have a unique solid construction with integrally molded cleats and profiles.

LD *Custom PVC Profiles*

These belts can be made from compounds including rubber, nitrile, leather, silicone, butyl, Teflon, and PVC to cover any light material handling application.

HD *Splicing*

Joining the ends of conveyor belts can be achieved by a variety of methods to accommodate every application.

HD *Custom Fabrication*

Special fabrications are available for those unique applications that require extra customization.

KS *Accessories / Kits & Supplies*

Components, raw materials and accessories for conveyor belt upgrades and repairs.





A wide range of custom fabrications are available to meet your specific needs.

From large high incline heavy duty cleated belts to light duty food grade belts, our experienced craftsman can fabricate unique belting products to your exact specifications. We are proud to be a world leader in custom fabrications.

CUSTOM RUBBER PROFILES

CLEATING



FLANGE



V-GUIDES



SPLICING



PERFORATIONS



FASTENERS



RUBBER CLEATS

Cleats are commonly used for conveying up steep inclines. The cleats are hot vulcanized to the belt surface on any centers to fit a wide variety of applications. Many different profiles are available in a wide variety of compounds.

Nitrile (Food Grade)

Butyl (High Temperature)

SOR (Super Oil Resistant)

MOR (Moderate Oil Resistant)



STANDARD CLEATS

Cleats can be molded to the belt surface on any center, to fit a wide variety of applications. Cleats come in heights from 1/2" to 5" and can be indented to any width.



BEEFY CLEATS

Beefy cleats feature an extra-heavy cross section designed for heavy-duty, rugged applications. Thickness is double that of a standard I cleat. Available in heights from 1" to 6", with backup braces available at 2" and 3" heights.



HIGH INCLINE - S CLEATS

Aggressive scoop cleats for high-capacity conveying on steep inclines. S cleats come in heights of 4-1/2" and 5-1/2". Rugged cleats are hot vulcanized into the belt cover for long service.



HIGH INCLINE - C CLEATS

Aggressive scoop cleats for high-capacity conveying on steep inclines. C cleats are available in heights from 1" to 5". Rugged cleats are hot vulcanized into the belt cover for long service.



LUG & SQUARE CLEATS

Lug construction features rugged V-belt shapes for impact resistance. Available in 3 cross sections:

A (1/2" W x 5/16" H)

B (5/8" W x 7/16" H)


C (7/8" W x 5/8" H)



STEEL-REINFORCED CLEATS


Super-strong cleats for the most rugged applications. Each cleat features a steel reinforcement oriented to best counter the forces encountered in a particular application.

NOTCHED CLEATS | AVAILABLE IN PVC AND RUBBER




NOTCHED CLEATS

Segmented notching for return disc rollers. Notching can be used for drainage on incline conveyors.



V-NOTCHED CLEATS

V-Notch for troughing idlers and curved pans. Notching can also be used for drainage on incline conveyors.



NOTCHED CHEVRON CLEATS

Notching chevron patterns allows the use of the belt on smaller diameter pulleys. Belts with notched chevrons are often known as "roofers' belts".

CHEVRON CLEATED BELTS - CUSTOM ITEMS

CHEVRON DESIGNS

Fully molded chevrons of various cross sections enable the conveying of wet and/or loose materials up steep inclines. Chevrons can be made closed in the center or open for drainage and can also increase the amount of material moved by quick pick-up at the loading point.

CONSTRUCTION

All chevron cleat patterns utilize a patented, permanent heat-cured bonding process. High-grade rubber compounds are used to create the cleats and produce a truly rugged and long-wearing belt.

APPLICATIONS

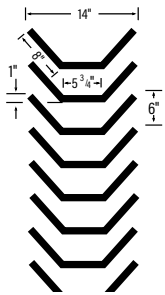
Popular applications: sand and gravel, wood chip handling, coal and iron, heavy-duty scrap metal, road construction, waste management and barge and railroad car unloading.



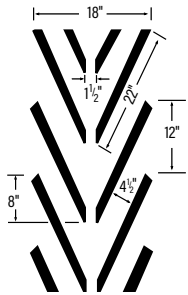
Pregrinder Machine - used in the fabrication of chevron cleated belts.



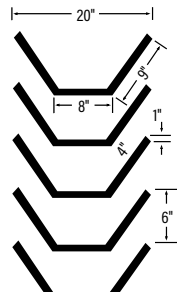
CLEATED BELTS - CUSTOM PATTERNS



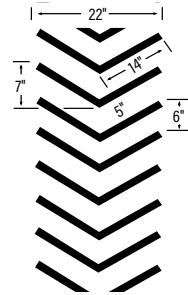
1/2" x 1/2" Square Cleats for 14" or Wider Belts
Template #58



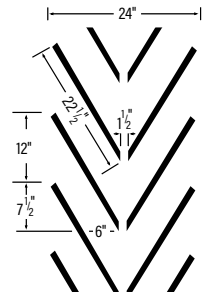
1/2" x 1/2" Square Cleats for 18" or Wider Belts
Template #28



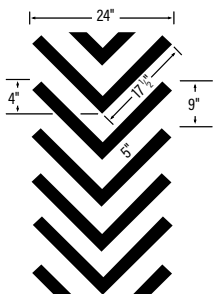
1/2" x 1/2" Square Cleats for 20" or Wider Belts
Template #55



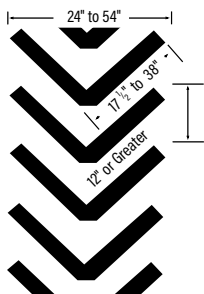
3/8" x 3/8" Square Cleats for 22" or Wider Belts
Template #13



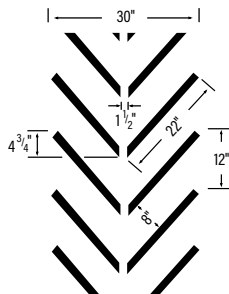
1/2" x 1/2" Square Cleats for 24" or Wider Belts
Template #23



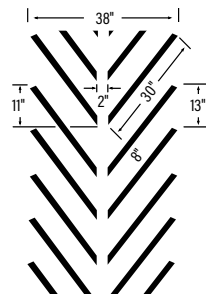
3/4" x 1 1/4" Wide Cleats for 24" or Wider Belts
Template #31



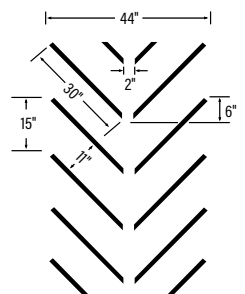
1" x 2" Wide Rect. Cleats for 24" or Wider Belts
Template #105



1/2" x 1/2" Square Chevron for 30" or Wider Belts
Template #16



1/2" x 1/2" Square Cleats for 38" or Wider Belts
Template #35



1/4" x 1/2" Rect. Cleats for 44" or Wider Belts
Template #60

FLANGES | FOR PRODUCT CONTAINMENT

Prevents product spilling off the edge of the belt. Free-flowing materials are contained without troughing. Flange belts can be made endless or conventionally laced. A complete line of fabricated belts are available for the most popular gravimetric and volumetric weigh feeder systems. Many common specifications are stocked to reduce extended lead times.



SIPED & DRILLED

Similar to siping, except that a relief hole is drilled at the base belts surface. This prevents the siping from propagating further.




NOTCHED

A notch with a radius allows the flange to easily negotiate the pulley or weigh span. This flange offers the precision necessary for weighing.



SIPED

Allows the outside edge of the flange to expand as the belt navigates the pulley, decreasing the stress on the flange.



SOLID

Available in gumdrop, tapered one side and tapered both sides. Softer 40 durometer flanges are available to flex around smaller pulleys.

Compounds


Black SBR
Black Nitrile
White Nitrile
Black PVC
White PVC
Black Butyl High Heat
White Butyl High Heat
Fire Resistant

Sizes Available

1/2"
3/4"
1-1/2"
2"

*Standard Flanges are 60 Durometer, 40 Durometer is available for special applications.

V-Guides & V-Belt Backing | FOR TRACKING ALIGNMENT



V-GUIDE

Available in A-B-C-D sections, and more. Notching enables a V-guided belt to operate on smaller pulleys and reduces tracking problems.



SEGMENTED V-GUIDE

Segmented V-guides are extremely resistant to abrasion and perform well with smaller pulleys due to their flexibility. Available in A-B-C sections.



V-BELT BACKING

Covers of pure gum, neoprene sheet rubber, urethane, rougtop belt, white non-marking belt, etc. can be bonded to the back of V-belts.

A (1/2" wide x 5/16" high) **B** (5/8" wide x 1/2" high) **C** (7/8" wide x 5/8" high) **D** (1-1/4" wide x 3/4" high)


Recommended Minimum Pulley Diameter

Cleat Height	Pulley Dia.
1/2"	3"
1"	4"
1-1/2"	5"
2"	6"
2-1/2"	8"
3"	10"
4"	12"
5"	12"
6"	14"

V-Guides	Pulley Dia.	
	Solid	Notched
O	2"	1-1/2"
A	4"	3"
B	6"	4"
C	8"	6"
D	12"	8"

Lug Cleat	Pulley Dia.
A	3"
B	3-1/2"
C	4"
D	8"

Flanges	Solid	Siped	Drilled & Siped
A, B, C, D	V-Guides +50%	--	--
3/4"	10"	7"	6"
1"	10"	7"	6"
1-1/2"	18"	14"	12"
2"	18"	14"	12"






Fabflex belts are manufactured from heavy duty synthetic fabric with high-grade covers. Integrally molded cleats and profiles are part of the belt's unique solid construction.


FABLON BLACK MOR

Commonly used in recycling, agriculture, bulk handling, automotive, fruit, vegetable and construction. These belts are compounded to provide durability, strength and flexibility. Their special synthetic fabrics offer minimal stretch and work with smaller diameter pulleys. Available in 2 ply or 3 ply constructions.


2 PLY 150 PIW 1/8 X FS MOR						
TOPFLIGHT PROFILE, 4" X 6" RECTANGLE, 3/16" TALL						
Catalog #	Part #	Thickness	Temp. Range	Min. Pulley Diameter	Weight (PIW)	Splice Options
Custom Fabrication	25259	7/16"	-20° to 200°F	6"	.1230 lbs	#2 Clipper, Alligator 15 Staple #125




2 PLY 150 PIW 1/8 X FS MOR						
CROSSTOP PROFILE, 8" X 8" DIAMOND PATTERN, 3/8" TALL						
Catalog #	Part #	Thickness	Temp. Range	Min. Pulley Diameter	Weight (PIW)	Splice Options
Custom Fabrication	25260	9/16"	-20° to 200°F	6"	.1230 lbs	#2 Clipper, Alligator 15 Staple #125




2 PLY 150 PIW 1/32 X 1/32 SBR						
1" TALL X 3/8" THICK CLEATS ON 12" CENTERS						
Catalog #	Part #	Thickness	Temp. Range	Min. Pulley Diameter	Weight (PIW)	Splice Options
Custom Fabrication	25250	3/16"	-20° to 200°F	6"	.1090 lbs	Staple #125, Staple #187




2 PLY 150 PIW 1/32 X 1/32 SBR						
2" TALL X 1/2" THICK CLEATS ON 12" CENTERS						
Catalog #	Part #	Thickness	Temp. Range	Min. Pulley Diameter	Weight (PIW)	Splice Options
Custom Fabrication	25253	3/16"	-20° to 200°F	6"	.1420 lbs	Staple #125, Staple #187




2 PLY 150 PIW 1/16 X FS SBR						
2" TALL X 1/2" THICK CLEATS ON 12" CENTERS						
Catalog #	Part #	Thickness	Temp. Range	Min. Pulley Diameter	Weight (PIW)	Splice Options
Custom Fabrication	25257	3/16"	-20° to 200°F	6"	.1420 lbs	Staple #125, Staple #187



2 PLY 150 PIW 1/16 X FS SBR						
3" TALL X 1/2" THICK CLEATS ON 12" CENTERS						
Catalog #	Part #	Thickness	Temp. Range	Min. Pulley Diameter	Weight (PIW)	Splice Options
Custom Fabrication	25258	3/16"	-20° to 200°F	6"	.2010 lbs	Staple #125, Staple #187



2 PLY 220 PIW 1/8 X FS SBR						
2" TALL X 1/2" THICK CLEATS ON 12" CENTERS						
Catalog #	Part #	Thickness	Temp. Range	Min. Pulley Diameter	Weight (PIW)	Splice Options
Custom Fabrication	25263	1/4"	-20° to 200°F	8"	.1830 lbs	Rivet #R2



2 PLY 220 PIW 1/8 X FS SBR

3" TALL X 5/8" THICK CLEATS ON 12" CENTERS


Catalog #	Part #	Thickness	Temp. Range	Min. Pulley Diameter	Weight (PIW)	Splice Options
Custom Fabrication	25264	1/4"	-20° to 200°F	8"	.2920 lbs	Rivet #R2



2 PLY 220 PIW 1/8 X 1/16 SBR

3" TALL X 5/8" THICK CLEATS ON 12" CENTERS

Catalog #	Part #	Thickness	Temp. Range	Min. Pulley Diameter	Weight (PIW)	Splice Options
Custom Fabrication	25266	9/32"	-20° to 200°F	8"	.2510 lbs	Rivet #R5, Bolted #375



**"ADDING VALUE
TO EVERYTHING WE TOUCH"**



FABLON BLACK SBR / MOR

FABLON heavy duty belts are designed to handle the aggressive transfer and elevation of material such as sand, stone, gravel, recycled asphalt product (RAP) and other construction materials. Fablon's unique cleat patterns are designed to lock free flowing materials to the belt surface, preventing "slip-back". The cleats are nested in an overlapping pattern to maintain a smooth running surface on the return idlers.

Full gauge covers, skims and cleats are built to our specifications and tested in-house. High grade SBR and MOR compounds offer greater abrasion resistance and have a temperature range from -20° to 180°F.

- ▶ **Applications include:**
Asphalt Mills, Sugar Beets, Forest Products, Agriculture, Coal, Salt, Sand, Gravel, Construction, Recycling
- ▶ **Working Strength:**
150 PIW, 220 PIW, 240 PIW, 330 PIW, 400 PIW, 600 PIW
- ▶ **Base Belts Available:**
1/32", 1/16", 1/8", 3/16", 1/4", 3/8", RMA I, RMA II, MOR

BULLHORN

1/2" x 1/2" square cleat in a bucket shaped pattern on 6" centers

Catalog #	Available with support rib	Pattern Widths
Custom Fabrication	YES	9" to 60"



BIGHORN

3/4 x 3/4" square cleat in a bucket shaped pattern on 9" centers

Catalog #	Available with support rib	Pattern Widths
Custom Fabrication	YES	9" to 60"



FABLIFT

1" x 1" square cleat in a bucket shaped pattern on 10" centers

Catalog #	Available with support rib	Pattern Widths
Custom Fabrication	YES	9-1/2" to 51-1/2"



LONGHORN

1" tall tapered staggered chevron

Catalog #	Available with support rib	Pattern Widths
Custom Fabrication	YES	18" to 48"




FABCLIMB



1-1/4" tapered cleat in a "Y" pattern on 12" centers

Catalog #	Available with support rib	Pattern Widths
Custom Fabrication	NO	17", 23", 31"



FABSYN WHITE NITRILE

Fabsyn FDA/USDA approved food belts are conveniently stocked in five standard specifications. Two working tensions are available. Cover, cleats and belt are molded in one operation 48" wide and cut to desired widths. In-stock Fabsyn cleated belts are manufactured with synthetic fabric and oil-resistant covers — temperature range is from 0° to 220°F.

High grade nitrile compound has a higher oil resistance than PVC or RMV. The material has no odor or taste transfer and is resistant to staining, oil, cleaning

solutions, extreme temperatures and cracking. These belts are integrally molded (no glue ever) and feature the "Blue Line" skim identifier. The seamless top also eliminates trapped bacteria equaling longer service life.



FABSYN & FABLON FABRICATIONS AND MODIFICATIONS

T Cleat Height	T Cleat Thickness	Scoop Cleats	Available Cleat Centerlines		Integrally Molded V-Guides	Flange Height	Lacing	
1/2" - 3"	3/8"	Yes	4"	12"	A	3/8"	Flexco Minet Clipper Hidden Lace Overlap Recessed Prepared Ends Endless	Super-Screw Hole Punching Dewatering Slots Cleat Notching & Recessing Drilling & Flanges Cleaner Cleats
	1/2"		4-3/4"	16"	B	1/2"		
	3/4"		6"	18"	C	3/4"		
	1"		8"	24"	Notched	1"		
			9"		Solid	1-1/2"		

2 PLY 100 PIW 3/32 X FS

TOPFLIGHT PROFILE, 4" X 6" RECTANGLE, 3/16" TALL

Catalog #	Part #	Thickness	Temp. Range	Min. Pulley Diameter	Weight (PIW)	Splice Options
Custom Fabrication	25234	11/32"	0°/200°F	4"	.0950 lbs	Clipper: #1 Alligator: #7/Staple: #62, #125




2 PLY 100 PIW 3/32 X FS

CROSSTOP PROFILE, 8" X 8" DIAMOND PATTERN, 3/8" TALL

Catalog #	Part #	Thickness	Temp. Range	Min. Pulley Diameter	Weight (PIW)	Splice Options
Custom Fabrication	25235	1/2"	0°/200°F	4"	.0950 lbs	Clipper: #1 Alligator: #7/Staple: #62, #125



2 PLY 100 PIW 3/32 X FS						
CORRUGATED PROFILE, 1/16" TALL ROUND RIBS ON 1/4" CENTERS						
Catalog #	Part #	Thickness	Temp. Range	Min. Pulley Diameter	Weight (PIW)	Splice Options
Custom Fabrication	25363	7/64"	20°/ 212°F	3"	.0830 lbs	Clipper: #1 Alligator: #7/Staple: #62, #125



2 PLY 100 PIW 3/32 X FS						
ASENDOR PROFILE, 1/8" TALL ROUND RIBS ON 1" CENTERS						
Catalog #	Part #	Thickness	Temp. Range	Min. Pulley Diameter	Weight (PIW)	Splice Options
Custom Fabrication	25233	7/64"	0°/ 200°F	3"	.0950 lbs	Clipper: #1 Alligator: #7/Staple: #62, #125




2 PLY 100 PIW 3/64 X FS						
1-1/2" TALL X 3/8" THICK CLEAT ON 6" CENTERS						
Catalog #	Part #	Thickness	Temp. Range	Min. Pulley Diameter	Weight (PIW)	Splice Options
Custom Fabrication	25236	1/8"	0°/ 200°F	6"	.1330 lbs	Clipper: #1 Alligator: #7/Staple: #62, #125



2 PLY 100 PIW 3/64 X FS						
1-1/2" TALL X 3/8" THICK CLEAT ON 12" CENTERS						
Catalog #	Part #	Thickness	Temp. Range	Min. Pulley Diameter	Weight (PIW)	Splice Options
Custom Fabrication	25237	1/8"	20°/ 212°F	6"	.1010 lbs	Clipper: #1 Alligator: #7/Staple: #62, #125




2 PLY 100 PIW 3/64 X FS						
2-1/2" TALL X 3/8" THICK CLEAT ON 6" CENTERS						
Catalog #	Part #	Thickness	Temp. Range	Min. Pulley Diameter	Weight (PIW)	Splice Options
Custom Fabrication	27618	1/8"	20°/ 212°F	6"	.1670 lbs	Clipper: #1 Alligator: #7/Staple: #62, #125



2 PLY 100 PIW 3/64 X FS

2-1/2" TALL X 3/8" THICK CLEAT ON 12" CENTERS

Catalog #	Part #	Thickness	Temp. Range	Min. Pulley Diameter	Weight (PIW)	Splice Options
Custom Fabrication	25239	1/8"	20°/ 212°F	4"	.1170 lbs	Clipper: #1 Alligator: #7/Staple: #62, #125



3 PLY 150 PIW 3/64 X FS

1-1/2" TALL X 3/8" THICK CLEAT ON 6" CENTERS

Catalog #	Part #	Thickness	Temp. Range	Min. Pulley Diameter	Weight (PIW)	Splice Options
Custom Fabrication	25241	11/64"	20°/ 212°F	6"	.1670 lbs	Clipper: #2 Alligator: #15/Staple: #125



3 PLY 150 PIW 3/64 X FS

1-1/2" TALL X 3/8" THICK CLEAT ON 12" CENTERS

Catalog #	Part #	Thickness	Temp. Range	Min. Pulley Diameter	Weight (PIW)	Splice Options
Custom Fabrication	25243	11/64"	20°/ 212°F	4"	.1250 lbs	Clipper: #2 Alligator: #15/Staple: #125



3 PLY 150 PIW 3/64 X FS

2-1/2" TALL X 3/8" THICK CLEAT ON 12" CENTERS

Catalog #	Part #	Thickness	Temp. Range	Min. Pulley Diameter	Weight (PIW)	Splice Options
Custom Fabrication	25248	11/64"	20°/ 212°F	4"	.1340 lbs	Clipper: #2 Alligator: #15/Staple: #125







We are an industry leader for light duty conveyor belts of every variety. These belts can be made from compounds including rubber, nitrile, leather, silicone, butyl, Teflon and PVC to cover any light material handling application.

Every one of our light duty belts can be custom cut to your exact specifications. Our in-stock inventory eliminates the need for you to find storage space prior to installation.

CUSTOM LIGHT DUTY PROFILES

Our rigorous R&D ensures all our products remain the best option for conveying food, paper, packages, textiles, electronics and similar products commonly transported using light duty belts.

CLEATING




V-GUIDES



SPLICING




PVC CLEATS | AVAILABLE IN BLACK OR WHITE



PVC CLEATS

PVC cleats are welded to PVC belting to produce a rugged, economical combination ideal for wet, oily or acidic conditions. Available in black or white FDA compounds and can be spaced on any centers, indented, notched, cut down to intermediate heights and contain cut-outs.



SCOOP CLEATS

White PVC cleats in an angled scoop form to improve capacity up steep inclines. Acceptable for food-handling applications. Available in 2", 2-1/2" and 3" heights, the cleats are hot welded into the belt surface for a smooth, seamless finish.



CURVED CLEATS

Ideal cleat for many incline applications requiring food-grade belting. Cleats up to 3" tall are available in 45° and 30° configurations. Cleats can be applied to belts 6" to 48" wide and on centers as close as 4-1/2" at 30° and 9" at 45°.

V-GUIDES



PVC V-GUIDES

Used wherever conditions create a belt alignment problem. Can be molded to any belt and be made endless if desired. Bonded to cover side for flanges or bonded to underside for guide.

V-GUIDE	SIZE
A	1/2" wide x 5/16" high
B	5/8" wide x 1/2" high
C	7/8" wide x 5/8" high
D	1-1/4" wide x 3/4" high




SPLICING



Joining the ends of conveyor belts can be achieved by a variety of methods to accommodate every application. Vulcanized splices provide a continuous, smooth and strong connection. Lacing (mechanical fasteners) are ideal for quick installations with minimum downtime. A lace pin is provided to securely connect the two ends.

SUPER-SCREW LACING

- ▶ No drilling preparation or template
- ▶ Self-drilling screws preserve the belts strength
- ▶ High tensile strength
- ▶ Compatible with small pulleys and scrapers
- ▶ Reduces downtime significantly
- ▶ Can be used to repair torn belts
- ▶ Available in 6 different tension ratings
- ▶ 7 different rubber compounds to choose from



Super Screw Type	35	63	65	80	85	100	105	180	200
Belt Thickness	5/32" 3.97 mm	5/32" to 1/2" 3.97 to 12.7mm		5/32" to 19/32" 3.97 to 15.08mm			5/32" to 14/32" 3.97 to 11.11mm	9/32" to 13/16" 7.14 to 20.64mm	9/32" to 3/4" 7.14 to 19.05mm
Max. Belt Strength (N/mm)	315	630		800			1,000	1,800	2,000
Max. Belt Tension (PIW)	200	360		450			650	1650	2,000
Min. Pulley	6" 152.4 mm	8" 203.2mm		10" 254mm			12" 304.8mm	16" 406.4mm	20" 508mm

MECHANICAL LACING & FASTENERS

Lacing is hidden by the cover of the belt to allow the ease of installation provided by a mechanical splice with the smooth operation of an endless belt. The product is protected from marring from the mechanical splice area and provides a smooth surface for scrapers. Recessed and rubber covered on the bottom side forms a smooth transition in weigh scale applications.

Lacing Styles:



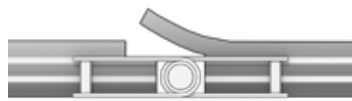
Top Cover Hidden Lace



Bottom Cover Hidden Lace




Both Covers Hidden Lace



Overlap Lace



Recessed Lace



STANDARD MECHANICAL LACING

A variety of standard mechanical fasteners are offered with hinge pins for an easy, quick and secure method of joining belt ends. Types include Alligator, Clipper, Flexco, Minet and others. Avoid lacing problems with feeder belt orders by utilizing the lacing expertise of our Feeder Belt department.



COVERED (HIDDEN) SPLICE - TOP COVER

In this splice, the mechanical fastener is hidden beneath the top cover of the belt. This creates a smooth, nearly seamless surface on the carrying side of the belt. Ideal for applications where fine or particulate materials need to be prevented from working through a traditional mechanical fastener into the conveyor components, or where the belt is cleaned by a scraper.



COVERED (HIDDEN) SPLICE - BOTTOM COVER

This splice is similar to the splice above, but with the bottom cover over the mechanical fastener. This splice is designed to protect the pulleys and rollers from the mechanical fasteners and keeps the lace from deflecting weigh rollers on gravimetric feeders.



COVERED (HIDDEN) SPLICE - BOTH COVERS

Provides the ease of installation of a mechanical fastener with the smooth operation of a vulcanized belt. Both the product and the conveyor are protected from marring by the mechanical fasteners. This splice also prevents the lace from deflecting weigh rollers on gravimetric feeders.

MECHANICAL FASTENERS



CLIPPER LACE

Belt Thickness: Up through 25/64"
PIW Max: 200 PIW
Min. Pulley Diameter: 15/16" - 7"



ALLIGATOR LACE

Belt Thickness: Up through 1/2"
PIW Max: 150 PIW - 620 PIW
Min. Pulley Diameter: 12" - 48"



BOLT HINGED

Belt Thickness: 1/4" - 5/8"
PIW Max: 25 PIW - 200 PIW
Min. Pulley Diameter: 1" - 14"



RIVET HINGED

Belt Thickness: 1/8" - 1"
PIW Max: 330 PIW - 2000 PIW
Min. Pulley Diameter: 5" - 42"



STAPLE LACE

Belt Thickness: 1/16" - 1/4"
PIW Max: 100 PIW - 200 PIW
Min. Pulley Diameter: 2" - 4"



PLATE FASTENER

Belt Thickness: 3/16" - 1-3/16"
PIW Max: 150 PIW - 620 PIW
Min. Pulley Diameter: 12" - 48"



ALLIGATOR SPIRAL LACE

Belt Thickness: 1/16" - 3/16"
PIW Max: 50 PIW
Min. Pulley Diameter: 3/8" - 5/8"



ALLIGATOR PLASTIC RIVET


Belt Thickness: Up through 1/8"
PIW Max: 40 PIW - 65 PIW
Min. Pulley Diameter: 1-1/2" - 3"



FASTENERS - BULK/BOXES

Lacing can be purchased in bulk or by the box for field installations.

SPLICES



PREPARED LAPS

Belts are supplied with laps already prepared to desired length but not vulcanized, enabling customers to splice endless on the system. Hot or cold cements with instructions are available.



VULCANIZED ENDLESS

A hot-vulcanized splice is stronger and more sanitary than a mechanical (laced) joint. Endless splicing eliminates fastener pull out and tearing of the belt. Ideal for food processing industries where metal lacing could possibly damage the product.




LONGITUDINAL SPLICE

For extra-wide belt requirements, belts can be made endless, V-Guided and/or flanged in any width. Longitudinal splices can be made in multiple compounds including woven PVC, thermoplastic, rough-tops, urethane covered and black rubber in all thicknesses.



FINGER SPLICE

Commonly used on thermoplastic, PVC and urethane belts. Provides a durable and smooth splice throughout the splice area.



SKIVED ENDLESS


A skived splice is tapered on both ends to form a smooth and consistent splice area. This splice is typically used on non-plyed belts that cannot be stepped down like conventional multiplied belts.



CUSTOM FABRICATIONS

Special fabrications are available for those unique applications that require extra customization. Folded or molded edges, precision grinding and perforations are common custom fabrications that can be added to most belting products.

EDGE FINISHING & PRECISION GRINDING




FOLDED EDGES

Premium construction for superior edge wear and carcass protection. Chemicals and bacteria may not attack the interior plies. Folded edges provide a continuous surface from the top of the belt around the edges.



MOLDED EDGES

Rubber edging vulcanized to cut-edge belting. Protects the belt fabric from bacteria and damaging chemicals. Ideal for food-handling applications. Also used for additional protection from edge wear.




PRECISION GRINDING

Accurate to ± 0.005 ", precision grinding is available on rubber as well as urethane belts. Often performed on belts used on die stamping applications, precision grinding minimizes any imperfections that might be in the belt cover.

HOLE PUNCHING | PERFORATIONS

- ▶ Slotted skirting
- ▶ Counter sunk holes
- ▶ Counter bored holes for depanner belts and surface finishing belts
- ▶ Waterjet cutting for intricate hole shapes and patterns
- ▶ Flash cutting for high volume perforations
- ▶ Precision hole drilling for tumble blast belts
- ▶ Steel rule dies for unique hole patterns
- ▶ Elevator buckets, bolts, nuts and lock washers



HOLE PUNCHING

Automated punching assures clean-cut, tight-fitting bolt holes with accurate spacing for buckets





PERFORATIONS

For vacuum, suction or drainage applications. We produce perforated belts with a wide variety of hole sizes.



PERFORATED CLEATED BELT

Perforated belt can be combined with cleats to create a vacuum belt or a belt that can drain a product while conveying on an incline.





A large selection of components, raw materials and accessories are available to assist with your conveyor belt upgrades and repairs. Most items are on the shelf and ship within 24 hours.

BELT ACCESSORIES

Edge Sealing

- ▶ Used to seal belt edges to protect against fraying and moisture penetration
- ▶ Available in Latex and Urethane

Elevator Buckets

- ▶ A wide variety of sizes and styles are available for most elevating applications

Elevator Bolts and Nuts

- ▶ To join elevator belt ends
- ▶ Overlap-butt joint-pad joint
- ▶ Most popular sizes in stock

Belt Scrapers (Urethane)

- ▶ Available in various hardness and compounds, including food grade

Rubber Splice Kits


- ▶ Tie gum, cover stock, breaker and hot vulcanizing cements are available in many different compounds. Splice kits are made individually to your specific dimensions.

Cold Vulcanizing Cements

- ▶ For splicing belts endless
- ▶ Bonding cleats, flanges, v-guides
- ▶ Laminations
- ▶ Lagging pulleys
- ▶ Bonding rubber to metal
- ▶ Repairing belts
- ▶ For use in field (jobsite)


MINI DIAMOND LAGGING

- ▶ Mini diamond pattern improves pulley grip, tracking and reduces belt wear
- ▶ Works very well in both wet and dry conditions
- ▶ Minimum 8" pulley diameter







CERAMIC SQUARE TILE LAGGING

- ▶ Ceramic squares feature dimples that grip the belt and improve traction, belt tracking and reduce belt tension required
- ▶ Works very well in both wet and dry conditions
- ▶ The rubber compound meets FRAS and MSHA requirements, making this lagging suitable for underground mines
- ▶ Minimum 12" pulley diameter



CROWN BAR RUBBER

- ▶ Greatly reduces shock and vibration to the shaker screen and extends the life of the frame and screen. Available in 50' sections, packaged in ready-to-ship boxes.
- ▶ Used in aggregate yards and mines all over North America
- ▶ Common sizes are in stock



RA-IB IMPACT BARS

Heavy duty impact bars feature a solid design that prevents belt damage. Provides exceptional impact and wear resistance. High quality materials offer superior belt support, significantly longer life and lower impact bed maintenance requirements.

- ▶ 3" height x 4" width with 3/8" blue UHMW top
- ▶ Available in 48" or 60" (4 bolts with 48", 6 bolts with 60" bar)



PRIMEDRIVE LAGGING

Completely eliminates the grinding and cutting required to remove corroded lagging.

- ▶ Aircraft grade aluminum cores in a flexible wing design, fastened with self-tapping corrosion resistant bolts
- ▶ Fits on any diameter from 10" to 72" and on any face width, so a few pieces will cover the entire pulley
- ▶ Large aggressive diamond profile material provided in strip rolls 5.5" wide and 70" long



**"ADDING VALUE
TO EVERYTHING WE TOUCH"**

SHEET RUBBER

SKIRTBOARD RUBBER/CHUTE LINING

Thickness	Description
1/8" 1/2"	Used at the point of loading for guiding product onto the center of the belt and for protecting metal parts. Also useful for the lining of metal and wood chutes, hoppers and troughs. Commonly found in construction, sand and gravel operations, quarries, mines and in feed and grain applications.
1/4" 1"	
3/8"	



TAN PURE GUM NATURAL RUBBER

Thickness	Description
1/8" 1/2"	Natural pure gum rubber has superior tensile strength, making it cut, tear and abrasion resistant. The softer 40 durometer compound provides superior rebound, flexibility and elasticity (snap). Also provides good adhesion properties with proper preparation.
1/4" 1"	
3/8"	



ORANGE GUM RUBBER/LAGGING

Thickness	Description
1/4" 3/4"	45 durometer orange gum rubber provides excellent abrasion, cut, gouge and tear resistance. Ideal for loading zones, dust containment and noise abatement. Self-cleaning in wet and sticky environments and chemical resistant.
3/8" 1"	
1/2"	



DUAL DUROMETER RUBBER

Thickness	Description
1/2" 1"	Dual performance advantages of 45 Duro orange and 60 Duro black rubber provide multiple advantages for cleaning and abrasion resistance. The 60 Duro side is rigid enough to scrape the belt and absorbs impact. The 45 Duro side wipes the belt clean of any remaining particles and provides excellent sealing properties. Excellent for impact zones, belt scrapers and wet & sticky applications.



Additional Sheeting Products:

Neoprene | CI Sheet | Linatex | Butyl Sheet | Silicone Sheet | Nitrile Sheet | Urethane | Magnethane



375.550.R2.R5 -12-18'

COS-LACING

771-02-2-1

771-02-2-1

771-02-2-1

771-02-2-1

375.550.R2.R5 -20-24'

771-02-2-1

771-02-2-1

771-02-2-1

771-02-2-1

375.550.R2.R5 -30'

771-02-2-1

771-02-2-1

771-02-2-1

771-02-2-1





APPLICATION / INDUSTRY FOCUSED PRODUCT GROUPS

AP **Dry Bulk Powder Conveying**

Fluidized beds can be found in the bottoms of silos, trailers, railcars, ships and barges.

SF **Surface Finishing**

Belts that utilize a variety of cross rigid properties for carrying surface for wood panels and metal parts.

SF **Wood SFMB**

Open end belting options that offer high friction gripping performance and transverse stability.

BL **Blast Belts**

Highly fabricated belt used to tumble items being cleaned or deburred through a stream of abrasive particles.

WF **Weigh Feeder Belts**

Flat and fabricated weigh feeder belts used to transport coal, ore, rock, minerals and even food products.

HA **High Abrasives**

Highly durable magnetic separator belts used to separate metals from non-metals.

EB **Elevator Belts**

Belts with low stretch, trouble free operation and high bucket bolt-holding ability.

CP **Custom Cut Parts**

A wide variety of shapes and sizes can be cut with exceptional edge quality.

HA **Cast Urethane & Rubber**

Parts can be produced in a variety of compounds and special molds or tooling can be designed to your specifications.

BW **Beltwall[®]**

Corrugated sidewall belting is an economical alternative to conventional trough conveyors.

TE **Truly Endless**

Italian made replacement belts for any machine style or function.

FB **Filtration Belts**

Filtration products to support global industries requiring an efficient slurry dewatering process.

ZL **Ziplink**

Rubber cover materials with a structured spiral link mesh that can be easily spliced at any length.





Fluidized beds can be found in the bottoms of silos, trailers, railcars, ships and barges. A wide variety of dry bulk powders are carried using this "Live Bottom" technology for emptying vessels and storage containers. This method is extremely efficient, has a low operating cost and is often the most economical to purchase and install.

AIR PERMEABLE FABRIC

POLYVEYOR 0.5 CFM RATED #1950

Catalog #	Part #	Thickness	Temp. Range	Min. Pulley Diameter	Weight (PIW)	Recommended Lacing
16a	10208	1/4"	-60°/310°F	0"	.0600 lbs	---



POLYVEYOR 1.5 CFM RATED #1951

Catalog #	Part #	Thickness	Temp. Range	Min. Pulley Diameter	Weight (PIW)	Recommended Lacing
16b	10210	1/4"	-60°/310°F	0"	.0550 lbs	---



WPLP SOLID WOVEN POLYESTER

Catalog #	Part #	Thickness	Temp. Range	Min. Pulley Diameter	Weight (PIW)	Recommended Lacing
16c	10204	7/32"	-60°/310°F	0"	.0600 lbs	---




WPHP SOLID WOVEN POLYESTER

Catalog #	Part #	Thickness	Temp. Range	Min. Pulley Diameter	Weight (PIW)	Recommended Lacing
16e	10202	3/16"	-60°/310°F	0"	.0520 lbs	---



POLYVEYOR/KEVLAR #5925

Catalog #	Part #	Thickness	Temp. Range	Min. Pulley Diameter	Weight (PIW)	Recommended Lacing
16f	10211	5/16"	-60°/500°F	0"	.0600 lbs	---



WEARSLIDE NON-WOVEN 0.5 CFM ABRASION RESISTANT


Catalog #	Part #	Thickness	Temp. Range	Min. Pulley Diameter	Weight (PIW)	Recommended Lacing
16g	34229	1/4"	-60°/310°F	0"	.0600 lbs	---



WEARSLIDE NON-WOVEN 1.5 CFM ABRASION RESISTANT

Catalog #	Part #	Thickness	Temp. Range	Min. Pulley Diameter	Weight (PIW)	Recommended Lacing
16h	34228	1/4"	-60°/310°F	0"	.0550 lbs	---





We offer the best belting for surface finishing, serving wood and metal finishing industries. Our belts are designed specifically to meet OEM requirements and we offer the clear top choice belt of Cabinet Sander OEM's worldwide.


Our carcass constructions utilize a variety of cross rigid properties to resist edge curl and provide a flat, stable carrying surface for wood panels and metal parts.

LIGHT DUTY SFMB | OPEN END BELTS

We stock all the belting options to meet wood and metal surface finishing requirements. Our basic line of light duty SFMB belts offer high friction gripping performance and transverse stability. These belts can be quickly spliced endless and perforated to meet any standard or customized requirement.


3 PLY CR135 BLACK RT AS SFMB

Catalog #	Part #	Thickness	Temp. Range	Min. Pulley Diameter	Weight (PIW)	Joining
135	10960	.3100"	20°/ 180°F	6"	.1157 lbs	Endless Step




3 PLY CR135 WST SFMB

Catalog #	Part #	Thickness	Temp. Range	Min. Pulley Diameter	Weight (PIW)	Joining
136W	10966	.2600"	20°/ 212°F	6"	.1401 lbs	Endless Step



3 PLY CR135 GST AS SFMB

Catalog #	Part #	Thickness	Temp. Range	Min. Pulley Diameter	Weight (PIW)	Joining
137	10962	.2600"	20°/ 180°F	6"	.1401 lbs	Endless Step




3 PLY CR135 TWG SFMB

Catalog #	Part #	Thickness	Temp. Range	Min. Pulley Diameter	Weight (PIW)	Joining
139	30633	.3100"	-6°/ 212°F	6"	.1208 lbs	Endless Step



2 PLY 80 BLACK 57A 1/2IN DIAMOND X BARE AS


Catalog #	Part #	Thickness	Temp. Range	Min. Pulley Diameter	Weight (PIW)	Joining
175	49046	.3200"	20°/ 220°F	3.5"	.1000 lbs	Endless Step



Larger surface finishing machines need additional transverse stability and our wood line of SFMB belts cover the most demanding OEM requirements. Additionally, we offer these belts perforated, with endless splice or "pin-and-go" with completely hidden mechanical lace for easy installation and reduced lead times for the end user.


3 PLY 120 GREY 50A 20MM DIAMOND X BARE

Catalog #	Part #	Thickness	Temp. Range	Min. Pulley Diameter	Weight (PIW)	Joining
170	42200	.4100"	20°/ 220°F	8"	.1750 lbs	Endless Step or Hidden UX lace




3 PLY 120 GREY 50A 1/2IN DIAMOND X BARE

Catalog #	Part #	Thickness	Temp. Range	Min. Pulley Diameter	Weight (PIW)	Joining
172	42202	.5260"	20°/ 220°F	8"	.1800 lbs	Endless Step or Hidden UX lace




3 PLY 120 BLACK 57A 1/2IN DIAMOND X BARE AS

Catalog #	Part #	Thickness	Temp. Range	Min. Pulley Diameter	Weight (PIW)	Joining
172B	49047	.4280"	20°/ 220°F	4.75"	.1800 lbs	Endless Step or Hidden UX lace




3 PLY 120 GREY 50A SMOOTH X BARE

Catalog #	Part #	Thickness	Temp. Range	Min. Pulley Diameter	Weight (PIW)	Joining
173	42203	.3930"	20°/ 220°F	6"	.1700 lbs	Endless Step or Hidden UX lace



4 PLY 170 GREY 50A 20MM DIAMOND X BARE

Catalog #	Part #	Thickness	Temp. Range	Min. Pulley Diameter	Weight (PIW)	Joining
176	42206	.5660"	-20°/ 220°F	6"	.2400 lbs	Endless Step or Hidden UX lace




METAL SFMB | OPEN END BELTS

Our Metal series of SFMB belts are abrasion resistant (AR) to DIN 150mm³ or better, non-marking and offer all the other benefits of our Wood SFMB series, such as high gripping performance and transverse stability. Metal SFMB's unique combination of characteristics also make them useful for other applications requiring non-marking, high grip abrasion resistance such as cardboard box folding rail, planer outfeed and laminate flooring production.


3 PLY 170 GREY 50A 5MM X BARE AR

Catalog #	Part #	Thickness	Temp. Range	Min. Pulley Diameter	Weight (PIW)	Joining
171	42201	.3360"	20°/ 220°F	6"	.1700 lbs	Endless Step or Hidden UX lace



3 PLY 170 WHITE 70A HYPALON SMOOTH X BARE HR/OR AR

Catalog #	Part #	Thickness	Temp. Range	Min. Pulley Diameter	Weight (PIW)	Joining
174	42204	.3930"	-40°/ 300°F	6"	.1700 lbs	Endless Step or Hidden UX lace



A blast belt is a highly fabricated belt used in airless roto-blast cleaning machines, tumbling items being cleaned or deburred through a stream of abrasive particles.

BELTS FOR ABRASIVE CLEANING

TUMBLE BLAST BELTS
RUBBER BLAST PADS
URETHANE BLAST PADS

VESTIBULE CURTAINS
ROOM LINERS
ELEVATOR BELTING

ROLL-UP DOORS
SHEET RUBBER
GUM RUBBER


FINGER SEALS
CUSTOM PARTS

Blast belts are usually perforated endless belts with tumbling ribs across the face of the belt. The ribs tumble the products being cleaned, exposing all surfaces to the action of the abrasive media. This media passes through perforations in the belt and is recycled through the system. Blast belts may also be equipped with bottom tracking v-guides, special covers and a unique cross rigid carcass.

Jagged flashing, sharp burrs and impacting shot are just some of the factors that create extremely harsh environments for rubber mill belts. Only a properly specified belt will yield an acceptable service life in this application.

APPLICATIONS FOR BLAST BELTS

- ▶ Metal Finishers
- ▶ Foundries
- ▶ Auto Rebuilders
- ▶ Metal Platers
- ▶ Heat Treaters
- ▶ Fabrication Shops




State-of-the-art CNC hole punching capabilities assure clean and consistent perforations for efficient recycling of abrasive media. A wide variety of standard hole sizes and patterns are readily available for any tumble blast application. Custom sizes and patterns can also be created for that “unique” or one-of-a-kind application.

Tumbling ribs are permanently bonded onto the belt surface with our patented “Thermo-Cure” bonding process. This process ensures a strong, rugged bond with no rough edges or gaps to catch or tear the tumbling rib from the belt. Tumbling ribs are available in different profiles for the specific tumbling action required.

BLAST PADS | RUBBER & URETHANE

Abrasion resistant rubber and extremely long wearing urethane are available in different thicknesses for any application.


Blast pads, most commonly used to protect and extend the life of expensive metal blast tables, are custom made to match the shape and drain hole pattern of the blast table itself.



FINGER SEALS | POLYURETHANE

Tough, durable polyurethane fingers seals are ideal for any application requiring containment of abrasive media. We offer lengths from 22" to 48". Our standard finger seal is 4" wide with two mounting holes and a Memory Rib cast onto one side.

Special order finger seals are also available in longer lengths, with spring steel inserts (vs. cast on memory ribs) and a variety of colors. They are also available in Lexan and Polypropylene.



ELEVATOR BELTS | BELTS & ASSEMBLIES

Our automated hole punching capabilities provide precise bucket and row spacing, clean tight fitting bolt holes and quick delivery. Elevator belts are readily available to meet all OEM specifications including standard heavy-duty black belt, oil resistant belts and high temperature belts rated to 400° F.

Also available are a variety of elevator belt splices, elevator bolts and AA style cast iron elevator buckets. Complete assemblies with buckets already attached to the belts with an optional splice can be ordered for quick installation.



We manufacture an array of both flat and fabricated weigh feeder belts used to transport coal, ore, rock, minerals and even food products. Various fabrications are available to tailor each belt to certain applications. These belts also include options for concealing mechanical splices to improve performance and make cleaning easier.

FEEDER BELT FABRICATIONS

- ▶ Flat Feeder Belts
- ▶ Flanged Feeder Belts
- ▶ Bottom V-Guided Feeder Belts
- ▶ Cleated Feeder Belts
- ▶ Endless Feeder Belts
- ▶ Mechanically Spliced Feeder Belts
- ▶ Corrugated Sidewall Feeder Belts
- ▶ Food Grade Feeder Belts

FLANGED FEEDER BELT COMPOUNDS

We offer a variety of flange compounds to match the cover compound of the desired base belt. For special applications, consult our Feeder Belt Department to create the exact construction needed by your customer. Matching the flange compound to the belt compound provides superior construction and uniform properties for the entire belt. The majority of our flange profiles are fabricated with rubber compounds, PVC or urethane:

Rubber Flanges – Standard rubber flanges are 60 durometer and available in black SBR, black Nitrile and white Nitrile. For high temperature applications, special flange compounds are stocked.

PVC Flanges – In some applications, PVC is an economical alternative to rubber flanges. Flange heights range from 1" to 4" (25mm to 102mm). PVC flanges are hot welded to a PVC base belt and stocked in black or white. Ideal for wet, oily or acidic conveying conditions.

Urethane Flanges – Available for super rugged applications. Urethane flanges are strong and abrasion resistant. Siping (also called slitting) of urethane flanges is recommended. All standard heights are available.

CUSTOM FABRICATED FEEDER BELTS




FLANGED FEEDER BELTS

Flanged feeder belts increase conveyor capacity and help prevent product spillage. Care must be taken to operate flanged belts on the proper diameter pulleys. A unique problem solving flange is our 40 durometer rubber flange. This flexible flange will operate on smaller diameter pulleys and can be flexed upwards on conveyors requiring a change in elevation.



BOTTOM V-GUIDE FEEDER BELTS

Bottom V-guides help minimize belt tracking problems on weigh feeder machinery with short centers. Proper V-guide installation helps eliminate uneven belt tension and excess wandering. V-guides can be notched or modified in order to negotiate smaller pulleys.



CLEATED FEEDER BELTS

Cleated feeder belts can be custom designed and manufactured to improve the operation of feeders in some unique applications and environments. Cleats can be hot vulcanized to belts in a variety of heights, shapes, spacing and compounds to address the requirements of almost any situation.

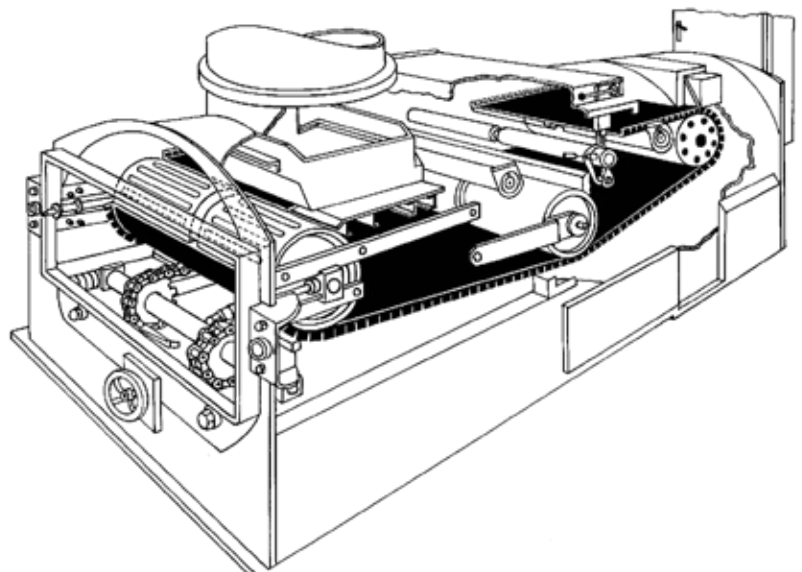


VULCANIZED ENDLESS FEEDER BELTS

A hot vulcanized endless splice is stronger than a mechanically laced joint. Endless vulcanized splicing eliminates fastener pull out and tearing of the belt; belt life and performance are maximized. Food grade feeder belts made with a vulcanized endless splice are stronger and more sanitary than a mechanical splice.

INDUSTRIES

- ▶ Coal Fire Power Plants
- ▶ CO Generation Plants
- ▶ Cement Plants





HIGH ABRASIVES



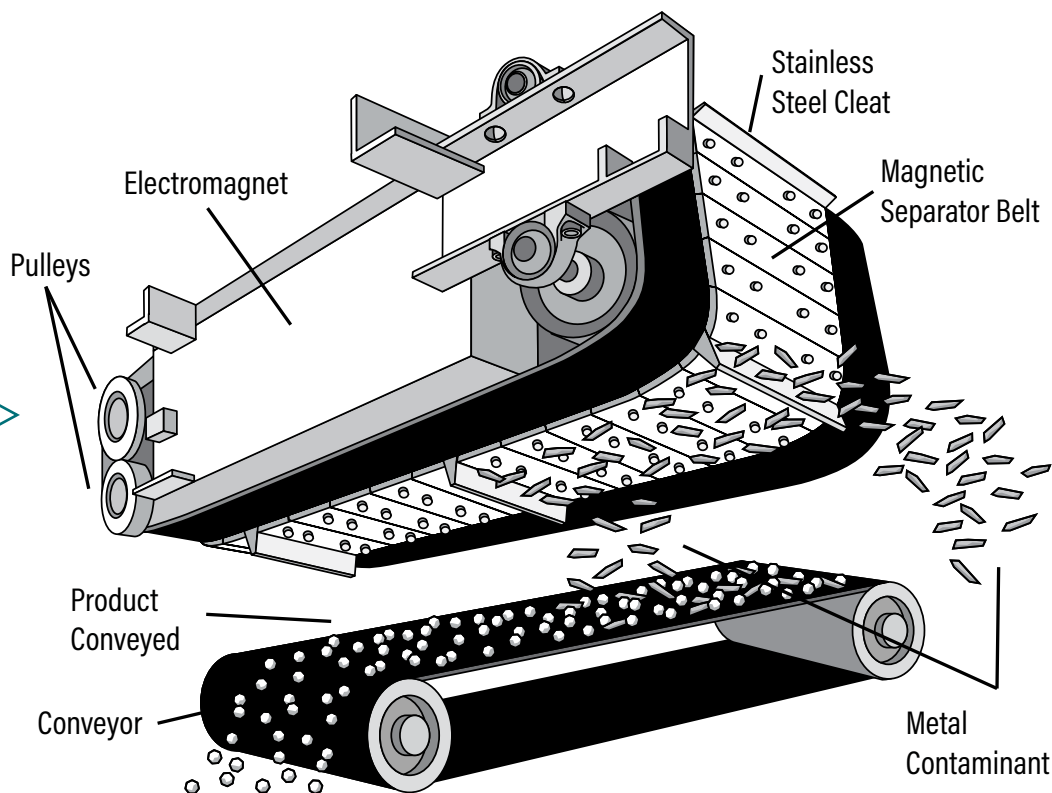
Magnetic separator belts utilize electromagnets to separate metals from non-metals when sorting recycling and similar materials. The collected metal is then carried outside of the magnetic field, safely dumping the metal into a collection area away from the other sorted materials. Available in rubber, urethane and PVC. Each magnetic separator belt is made durable enough to withstand impacts from sharp metal objects.

MAGNETIC SEPARATOR BELTS | SELF CLEANING

Many different belt compounds are available for various conveying conditions, from abrasion-resistant rubber belts to belting with cut-and-gouge resistant urethane covers.

SUSPENDED MAGNETIC SEPARATOR MACHINE

Magnetic Separator machines may also be placed at an incline.



RUBBER BELTS



Magnetic separator belts revolve around a magnet suspended over a conveyor. These magnets attract unwanted scrap metal from the material being conveyed and pull the metal up against the belt. With the help of cleats, the unwanted metal is transported out of the magnetic field and discharged into a collection area. These belts are available in rubber, urethane and PVC.

Industries served include:

- ▶ Coal handling
- ▶ Cement
- ▶ Material such as trash, glass, aluminum and tires
- ▶ Food production, and many other types of manufacturing

Cleats can be vulcanized to the belt cover or attached with non-magnetic elevator bolts. Magnetic separator belts are typically spliced with a non-magnetic mechanical lace.

ARMOR-CLAD BELTS




We also offer "Armor-Clad" magnetic separator belts. These rubber belts are covered with metal plates and stainless steel cleats for long running operation in the harshest applications. Stainless steel plates protect the impact area of the belt from the abuse of sharp, heavy objects drawn by the magnetic field.

Common applications included:

- ▶ Plants that recycle concrete
- ▶ Plants that reclaim steel
- ▶ Solid waste facilities

Armor-Clad belts can be ordered for any overhead magnet. One advantage of the "Armor-Clad" belt is that individual plates or cleats can be replaced in the field. This results in reduced downtime and savings on belt replacement costs. Cleats on an Armor-Clad belt face some of the most rugged conditions. Standard profiles are 1" to 4" in height with a .25" wall thickness.

We also offer stainless steel angle iron cleats and urethane belts. Angle iron cleats can be applied to heavy duty rubber belting. Ceramic chips can be added to urethane belts for increased abrasion resistance.



STAINLESS STEEL ANGLE IRON CLEAT



URETHANE BELT



CERAMIC CHIP COVER



ELEVATOR BELTS



Our solid woven PVC and heavy duty rubber elevator belts are among the best performing products available to distributors and original equipment manufacturers. They feature low stretch, trouble free operation and high bucket bolt-holding ability. We stock specially compounded belts that are oil resistant and static conductive for grain elevator applications.

BLACK HEAVY DUTY / PVC ELEVATOR BELTS

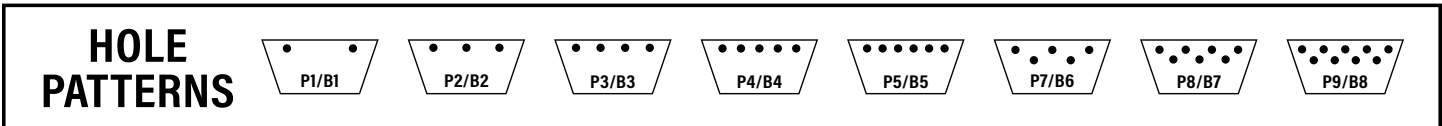
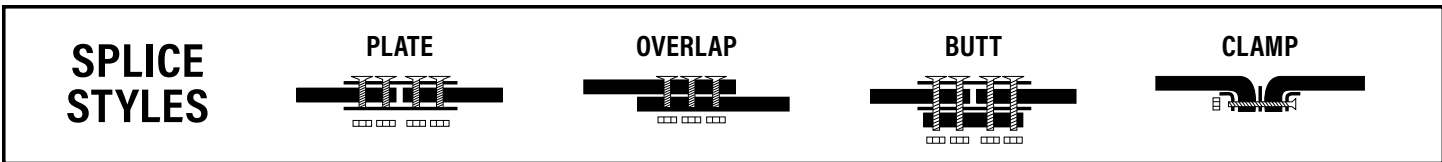
IN STOCK PVC ELEVATOR BELTS

17	PVC 450 PIW White Cover x Cover SC/FR/OR/FDA
18	PVC 200 PIW White Cover x Cover SC/FR/OR/FDA
96	PVC 200 PIW Black Cover x Cover SC/FR
98a	PVC 250 PIW Black Cover x Cover SC/FR
99	PVC 350 PIW Black Cover x Cover SC/FR
100	PVC 450 PIW Black Cover x Cover SC/FR
101	PVC 750 PIW Black Cover x Cover SC/FR

IN STOCK RUBBER ELEVATOR BELTS

74a	2 Ply 220 PIW 1/8" x 1/16" FR/SC/MOR
74b	2 Ply 220 PIW 1/16" x 1/16" FR/SC/VOR
76	3 Ply 330 PIW 1/16" x 1/16" FR/SC/VOR
80c	3 Ply 600 PIW 1/16" x 1/16" FR/SC/VOR
82	2 Ply 220 PIW 3/16" x 1/16" Heat Resistant 400°F
82b	3 Ply 300 PIW 3/16" x 1/16" Heat Resistant 400°F
83	3 Ply 330 PIW 1/4" x 1/16" Heat Resistant 400°F

A premium grade selection of rubber elevator belts is available that resists the deteriorating effects of severe heat in foundries and cement plants. Clean and precise bolt holes are punched to your customers' exact specifications at every one of our branches. Buckets, bolts and splice hardware are available.



ELEVATOR BELT SELECTION

This chart, when filled in completely, will indicate the proper elevator belt to use in terms of tension. Other factors such as bucket projections, chemical and/or heat exposure and service conditions will influence the type of belt to select.

Drive Info:

Elevator Centers: _____

Length & Width of Belt: _____

Material/Cu. Ft.: _____

Type & Size of Buckets

Bucket Capacity: _____

Bucket Spacing: _____

No. of Rows: _____

1. Empty Buckets _____ × _____ lbs. = _____ lbs.
(No. of Buckets Ascending Side) (Weight of Each Bucket) (Weight of Buckets)

2. Load in Buckets a. _____ ÷ _____ lbs. = _____ lbs.
(Cu. In. Operating Capacity Each Bucket) (Cubic Inches per Cubic Foot) (Cu. Ft./Bucket)

b. _____ × **1728** lbs. = _____ lbs.
(Cu. Ft. per Bucket) (Weight of Material per Cu. Ft.) (Weight of Material/Bucket)

c. _____ × _____ lbs. = _____ lbs.
(Weight of Material per Bucket) (No. of Buckets Ascending Side) (Weight of Materials)

3. Belt Weight _____ × _____ lbs. = _____ lbs.
(No. of Ft. of Belt on Ascending Side) (Weight of Belt per Linear Ft.) (Weight of Belt)

4. Tension _____ **[Add Results of Nos. 1, 2c and 3 Above]** = _____ lbs.

5. Maximum Tension _____ × **1.25** = _____ lbs.
(Tension) (Dig Factor) (Maximum Tension)

6. _____ ÷ _____ = _____ lbs.
(Maximum Tension) (Width of Belt) (Max. Tension/In. of Width)

7. Select belt with the next highest rated tension figure. Double check minimum bucket projection allowed for selected belt.



A wide variety of shapes and sizes can be cut with exceptional edge quality.

Our CNC waterjet and flash cutting capabilities keep us on the cutting edge of precision made custom parts.

PRECISION & VERSATILITY


- ▶ No upfront tooling costs
- ▶ Guaranteed exact duplication of parts for repeat orders
- ▶ In-house flash cutting and waterjet systems provide the most economical method for producing custom cut parts
- ▶ Exceptional edge quality with no heat affected zones or mechanical stress
- ▶ Raw materials maintain their structural integrity and secondary finishing is usually not required
- ▶ Over 300+ belt and sheet rubber specifications in stock
- ▶ Drainage, screening, vacuum and sizing belts can be perforated with precise hole patterns and tight tolerance
- ▶ We can also cut material that you supply



WATERJET

Our flexible and accurate multi head waterjet system cuts with a stream of ultra high pressure water, rather than shearing or heat, to produce exceptional edge quality. With a multi-head system and a large 240" x 120" wide cutting table, parts can be made quickly and economically while reducing cost and lead time. Depending on material, precision parts can be made up to 4" thick.

Parts can be made from rubber, silicone, PVC, urethane, foam rubber, plexiglass, vinyl, leather, polypropylene, UHMW and more.



Blocks

Curtains

Bumpers

Washers

Pads

Straps

Cushions

Cones

Mud Flaps

Gaskets

Chutes

Liners

Blades

Covers

Wear Bars

Logos

FLASH CUTTER

CNC/Computer controlled flash cutting technology further enhances our ability to provide our customers with custom cut parts made to their specific requirements with respect to size, dimension, temperature, pressure and material.

Flash cutting technology uses small, ultra high speed blades which can cut large quantities in very little time. Material up to 1/4" thick can be cut on the large 20' x 96" vacuum table, minimizing the amount of time required for material handling and creating a high degree of production efficiency.





CAST URETHANE & RUBBER



Rubber and cast urethane parts can be produced in a variety of compounds. Common materials include: Urethane, EPDM, nitrile, SBR and natural rubber to name a few. Special molds and tooling can be designed and machined to your specifications.


CAST URETHANE & RUBBER

COVERS
V-GUIDES
CLEATS
CHEVRONS

DIE STAMPING
CAPPED EDGES
SHEETS
WEAR STRIPS

SEGMENTED V-GUIDES
WIRE MESH
SCRAPERS
MAGNETIC SEPARATORS

SPLICES
PRECISION GRINDING
URETHANE PARTS



COVERS

Ureclad covers are available from a skim coat up to normal industry gauges. Covers are cast on various bare carcasses, providing for the greatest penetration and adhesion.



CLEATS

Our unique molding process allows us to cast cleats ranging in style from the standard "I" cleat to square or rectangular profiles.



DIE STAMPING

Urethane die stamping belts have proven to outperform normal rubber belts. Superior cover quality along with hidden mechanical fasteners makes our product ideal for this application. Precision grinding available upon request.




SHEETS

Urethane sheets are available in plain, fabric back, expanded metal back or solid metal back. Standard size is 4' x 10' with custom sizes also available.




WEAR STRIPS

Unusual wear paths require a thicker section of urethane to protect the carcass. This option is commonly used on Magnetic Separator systems and applications where cut and gouge is present.




WIRE MESH

Extreme heavy-duty applications such as coil wrapper machines call for our unique urethane encapsulated wire mesh conveyor belt. Custom made to your dimensions, this durable urethane product may reduce expensive downtime.



SCRAPERS

Belt scrapers of all types can be made from urethane. Different gauges, widths and heights are all available along with your choice of square or beveled edges. Urethane scrapers are far superior to the common rubber style of scrapers.



URETHANE PARTS

Molded or cut urethane parts outlast rubber parts through our consistent manufacturing methods, quality material, in-house mold production and experienced staff. Our custom Urethane Parts meet or exceed our customers' expectations.



CLEAT BLADES

Urethane cleat blades are offered in the "S" and "I" cleat profiles with heights ranging from 5.5" to 15.25" tall. Blades that are 5.5" to 11" tall are 0.75" thick while >11" height are 1.25" thick.



COLOR OPTIONS

Additional colors available upon request.



SORTING WHEELS

Sorting Wheels (or Discs) are high wear components generally found in the recycling industry. They operate in conjunction with hundreds of other wheels to form a screen that allows for the sorting of different types of recycled materials.



SEGMENTED V-GUIDES

To help stabilize tracking and alignment on smaller pulleys, three profiles are available. Segmented V-Guides protect against complete guide failure and are abrasion resistant.

V-GUIDE	SIZE
A	1/2" wide x 5/16" high
B	5/8" wide x 1/2" high
C	7/8" wide x 5/8" high
D	1-1/4" wide x 3/4" high

Ureclad material is a high quality solution for numerous harsh and destructive applications and is formulated to produce a high grade 90 durometer thermoset product. The castability of our thermoset formula results in a highly abrasive material that is cut and gouge resistant.





BELT WALL®



Beltwall® has over 40 years of design and fabrication experience producing the highest quality steep incline conveyor belts in the market.

Large savings make steep incline conveyors an economical alternative to conventional trough conveyors.

CORRUGATED SIDEWALL BELTING



Beltwall's engineering team reviews each application to ensure efficiency and the lowest cost per ton conveyed. Optimum service and support are provided for new projects including:

- ▶ Initial layout and design review
- ▶ Belt specification and calculations
- ▶ Top of foundation budget cost studies

Site surveys are commonly performed on existing systems. Recommendations can be made for enhancing the belt specification as well methods to improve the system's performance.



Features:

- ▶ Increased splice service factor through the use of two high strength, low stretch cross-rigid plies
- ▶ Reduced sidewall crack propagation through special fiber loaded compound
- ▶ Strongest cleat and sidewall bond through vulcanization
- ▶ Replaceable urethane cleat blades that maintain carrying capacity under heavy loads for the life of the belt

COMPOUNDS

SBR

Black Standard High Abrasion Resistant (SBR) Rubber

HR

Black Heat Resistant (HR) Rubber

OR

Black Moderately Oil Resistant (MOR) and Super Oil Resistant (SOR) Rubber

FDA

White FDA Rubber

FR

Black Flame Retardant (FR) Rubber

OTHER

Other compounds meeting specific DIN standards available

BASE BELTS

BWX-MI

Fabric PP(EE) or PN(EP) tension plies with monofilament or fiberglass cross rigid plies.
Typical belt ratings: 220PIW - 1000PIW (EP400-EP1750).

Stocked Specs:

BWX2222MI - 220PIW, 2+2 Ply - SBR, MOR, HR

BWX3332MI - 330PIW, 3+2 Ply - SBR, MOR, HR

BWX4442MI - 440PIW, 4+2 Ply - SBR



BWX-SC

Fabric PP(EE) or PN(EP) tension plies with special steel breaker (SC) cross rigid plies.
Typical belt ratings: 220PIW - 1000PIW (EP400-EP1750).

For applications involving wider belts yet still within the tension demand of an EE/EP belt. Also used in harsh applications for cut and puncture resistance.

Special Order



BWX-ST+SC

Steel Cords with special steel breaker (SC) cross rigid plies.
Typical belt ratings: ST1600 to ST4000.

For high vertical lift applications requiring ST belt ratings.

Special Order



CLEATS



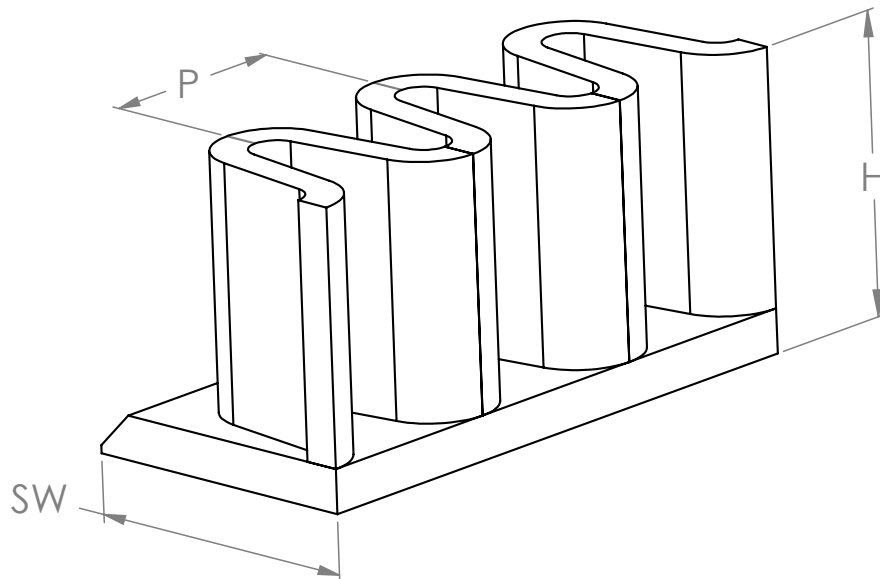
	Height		I-Cleat	C-Cleat	S-Cleat	Minimum Pulley	
	in.	mm.				in.	mm.
Single Piece Rubber Cleat	0.5	13	✓			3	75
	1	25	✓	✓		4	100
	1.5	38	✓	✓		6	150
	2	51	✓	✓		6	150
	2.5	64	✓	✓		8	200
	3	76	✓	✓		10	255
	3.5	89	✓	✓	✓	10	255
	4	102	✓	✓		10	255
	4.5	114	✓		✓	12	305
	5	127	✓			12	305
	5.5	140			✓	16	400
	6	152	✓			20	500
	7	178	✓		✓	20	500
9	229	✓		✓	24	610	
11	279			✓	36	915	
Two Piece Rubber Base Urethane Blade	5.5	140	✓		✓	16	400
	7	178	✓		✓	16	400
	7.5	191	✓		✓	16	400
	9	229	✓		✓	16	400
	9.5	241	✓		✓	16	400
	11	279	✓		✓	16	400
	11.25	286	✓		✓	36	915
	14.5	368	✓		✓	36	915
	15.25	387	✓		✓	36	915

Note: All Cleats are hot vulcanized, 6" I-Cleat available in standard and heavy duty

SIDEWALL

							SBR/HR		OR/FR/FDA	
	Height (H)		Base Width (SW)		Pitch (P)		Min. Pulley		Min. Pulley	
	in.	mm.	in.	mm.	in.	mm.	in.	mm.	in.	mm.
Non-Fabric Reinforced	1	25	1.5	38	1	25	4	102	8	203
	1.5	38	1.5	38	1	25	4	102	8	203
	2	51	1.5	38	1	25	6	152	8	203
	2.5	64	1.5	38	1	25	8	203	12	305
	2.5	64	2.0	51	1.5	38	8	203	12	305
	3	76	2.0	51	1.5	38	10	254	12	305
	4	102	2.0	51	1.5	38	10	254	14	356
	5	127	2.0	51	1.5	38	12	305	16	406
	6	152	2.0	51	1.5	38	16	406	20	508
Fabric Reinforced	6	152	3.125	79	2.5	64	16	406	20	508
	8	203	3.125	79	2.5	64	20	508	24	610
	10	254	3.125	79	2.5	64	24	610	30	762
	12	305	3.125	79	2.5	64	36	914	48	1219
	12	305	4.125	105	3.5	89	36	914	48	1219
	16	406	4.125	105	3.5	89	42	1067	54	1372

Notes: White FDA available in 1.5" and 2.1875" base widths and 1" - 5" heights. | Fabric reinforcement available in 2.0" base width and metric heights 60mm, 80mm, 100mm and 120mm. | Fabric reinforcement available in 3.0" base width and metric heights 160mm, 200mm and 240mm.



SIDEWALL BOLTED TO CLEATS

Sidewalls can be bolted to the ends of the cleats using an insert and two screws. This minimizes gaps between the sidewall and cleat, thus reducing potential for product entrapment. For taller sidewall and cleat combinations, bolting prevents sidewalls from leaning outward and cleats from flexing backwards under heavy loads. Standard hardware: galvanized and stainless. Standard inserts: aluminum and plastic.



SPILL PLATES

Designed to contain small, granular or free-flowing materials conveyed at steep incline angles. Spill plates are installed on each end of the cleat, effectively blocking the adjacent sidewall convolution and preventing flow past the cleat into the following cleat pocket.

Spill plates can also minimize product entrapment in the sidewall convolutions and subsequent carryback. The plates are available in mild steel, stainless steel and polyethylene (Tivar®, UHMW)



PACKAGING

STANDARD



Best if belt will be installed within one year from shipment.

Recommended for indoor storage.

Standard diameter tubes, reels and Styrofoam used to support the belt laps on the skid.

Can be stacked/lapped double wide on the skid if necessary and if overall belt width permits.

Optional export grade wood panels installed on sides and top to protect the belt during shipment.

OPTIONAL LONG TERM INDOOR/OUTDOOR



Best if belt will be stored for greater than one year from shipment.

Oversized tubes, reels and Styrofoam are used to support the belt laps on the skid and prevent sidewall deformation.

Belt stack is wrapped in heat shrink black UV protection film.

Belt stack should be single wide in order to avoid belt twist that is necessary if stacked double wide.

Certain belt configurations may dictate that double wide stack is more practical.


Export grade wood panels are installed on sides and top to protect the belt and custom fitted tarp is installed over the top of the skid. *(Outdoor Only)*

COMMON REPLACEMENT BELTS | *FRACWALL*

OEM and replacement sidewall belts for the frac sand industry are available in cross rigid and non-cross rigid multi-ply construction with vulcanized sidewalls and cleats. Below are several of the more common configurations.


SIDEWALL ONLY

- Belt: 2-ply 220PIW Black Standard, 1/8" x 1/16"
- Widths: 24", 30" and 36"
- Sidewall: 2-1/2" or 3" tall and flush to belt edge
- Min. pulley diameter 10"



HD STEEPCLIMB

- Belt: 4-ply 220PIW Black Standard cross rigid, 1/8" x 1/16"
- Widths: 24", 30" and 36"
- Sidewall: 3" or 4" tall and recessed from belt edge
- Min. pulley diameter 12"
(call for dimensions)




I-CLEAT

- Belt: 4-ply 220PIW Black Standard cross rigid, 1/8" x 1/16"
- Widths: 24", 30" and 36"
- Sidewall: 3" or 4" tall and recessed from belt edge
- Min. pulley diameter: 10"



HD NUB BELT

- Belt: 2-ply 220PIW Black Standard, 3/16" x 1/16"
- Widths: 24", 30" and 36"
- Sidewall: 3" tall and hot bonded to belt edge
- Min. pulley diameter 10"





Design Data Form

Email Completed Form To: beltwall@beltservice.com

Customer Name: _____
 Street Address: _____
 City/State/Zip: _____
 Reference: _____

Contact Name: _____
 Contact PH/Cell: _____
 Contact Email: _____
 New Project Replacement Belt

Material Data (circle imperial/metric dimensions)

Material: _____
 Max. Design Capacity: _____ STPH/MTPH
 Bulk Density: _____ lb/ft³/t/m³
 Angle of Repose: _____ °
 Lump Size: Min. _____ Max. _____ (in/mm)

Ambient Temperature: Min. _____ Max. _____ (°F /°C)
 Material Temperature: Min. _____ Max. _____ (°F /°C)
 Oily Condition: YES NO
 Moisture: _____ %
 Belt Width Preference: _____ (in/mm)
 Belt Speed Preference: _____ (ft/min / m/s)

* Provide sieve analysis if available. If sieve analysis not available, indicate % of min/max. Measure max lump size in any dimension.

Conveyor Configuration (New or Existing)

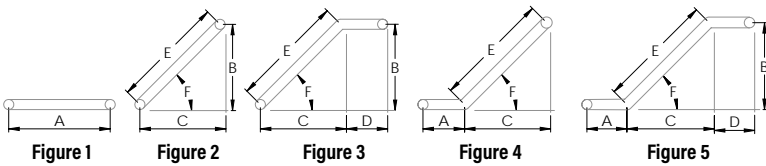
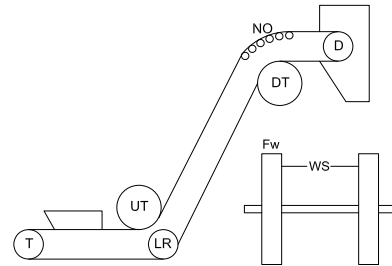


FIG. NO. _____ (Include unit of measure)
 A _____ C _____ E _____
 B _____ D _____ F _____

Existing Conveyor and Belt Information (if applicable)

Conveyor:

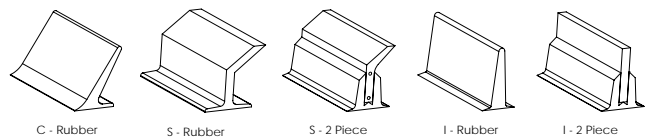
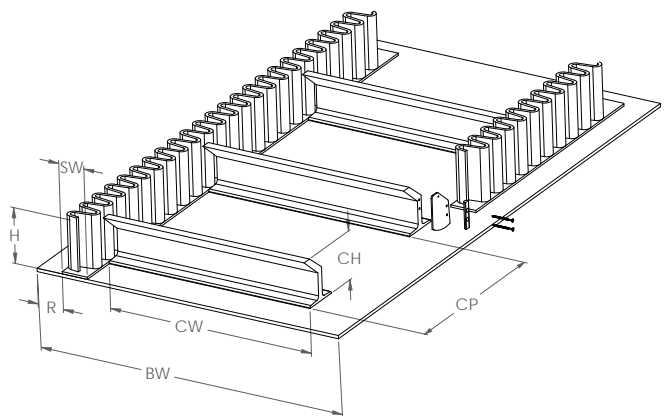
Drive (D): \varnothing _____
 Tail (T): \varnothing _____
 Lower Return Bend (LR): \varnothing _____
 Noseover (NO): \varnothing _____ (Pulley or Roller Curve)
 Downtime Deflection (DT): \varnothing _____ x FW _____ x WS _____
 Upturn Deflection (UT): \varnothing _____ x FW _____ x WS _____



Belt:

include units of measure

Belt Endless Length: _____
 Belt Width (BW): _____
 Belt rating (PIW, N/mm): _____
 Top Cover Gauge: _____
 Bottom Cover Gauge: _____
 Cover Compound: _____
 No. of Tension Plies: _____
 Type of Cross Rigid Plies: _____
 Cut Edge or Molded Edge: _____
 Splice Type: _____
 End Preparation: _____
 Sidewall Height (H): _____
 Sidewall Base Width (SW): _____
 Sidewall Recess (R): _____
 Cleat Type (C, I, S, 2 Piece): _____
 Cleat Height (CH): _____
 Cleat Pitch (CP): _____
 Cleat Width (CW): _____
 Sidewall bolted to cleat (Y/N): _____
 Spill Plate Installed (Y/N): _____
 Spill Plate Material: _____



Notes: _____



TE

TRULY ENDLESS

BeltTS

Belt Technical Specialties

Italian made replacement belts for any machine style or function. BeltTS is the worlds' top wood and metal sanding belt manufacturer and we apply our knowledge towards the client's specific surface finishing requirements.

TOP SURFACE FINISHING


TIMBEROLL SURFACE FINISHING CABINETS

Belt and orbital sander cabinet machines for wood frames, doors and flooring



FELT PROFILE BACKER BELTS FOR SURFACE FINISHING CABINETS

Pressure support belts for backing sander machines for wood frames and doors



METALROLL SURFACE FINISHING CABINETS

Belt and orbital deburring cabinet machines for metal stamping and fineblanking



THIN VENEER SLICING | *TRULY ENDLESS*

TRAILROLL FLAT VENEER SLICERS

Slicers oriented for lengthwise, or plain flitch wood grain slicing for the veneer industry



EDGE FINISHING | *TRULY ENDLESS*

DRAGRING EDGE FINISHING MACHINES

Edge squaring, tenoning wood or banding finished wood with veneer strips



Standard Rubber Covers

Denomination	Color	Hardness °ShA (±5)	Recommended* Applications and Characteristics
CB (SBR/NR)	Grey	40, 50, 60, 70	General purposes, excellent impact strength and tear resistance, good machinability during surfacing when using the sanding belt belonging to the machine outfit. Excellent grip to prevent slipping of the materials being machined. High compression strain.
CS (SBR/NR)	Black	57	General purpose, excellent impact strength and grip, tear resistance, high compression strain, anti-static, reduce dust accumulation

Special Rubber Covers

Denomination	Color	Hardness °ShA (±5)	Recommended* Applications and Characteristics
HB (CSM)	White	65	Hypalon rubber: oil, chemical, wear and high heat resistance
PA (BR)	Grey	40, 50, 60	Super Grip and tear resistance
NC/NCB (NBR/CR)	Black/White	65	Nitrile rubber: oil and abrasion resistance

* Only typical data for selection purpose, not to be used for part or tool design.

CB - Styrene Butadiene/Natural Rubber (SBR/NR)

CS - Styrene Butadiene/Natural Rubber (SBR/NR)

HB - Chlorosulphonated Polyethylene (CSM)

PA - Butadiene (BR)

NC/NCB - Nitrile/Chloroprene (NBR/CR)

DEBONINGROLL | TRULY ENDLESS


Deboningroll belts are truly endless and used to squeeze and separate soft materials from harder packaging, organic tissue or shell.

- ▶ Splice free belting that meets exact dimensional tolerance standards - beveled edges available
- ▶ Wide range of cut-resistant food grade cover options for durability and product detectability requirements
- ▶ Low elongation woven fabric or cord reinforcement available
- ▶ Convenient stocking locations throughout North America



SLINGROLL | TRULY ENDLESS

- ▶ Replace your problematic "Slinger Splice" with truly endless durability
- ▶ Available in High Abrasion, Oil Resistant and FDA White
- ▶ Customize your cover profile to rouhtop or steepgrade for additional material throw-distance
- ▶ For any Jet Slinger machine style or function
- ▶ Able to handle speeds in excess of 1,500 fpm with the ability to back flex without elongation



Rouhtop and Steepgrade profiles

SHREDDER OUTFEED BELTS | TRULY ENDLESS

Belt Dimensions	Standard Sizes	Standard Tolerances
Total Length	No Limit	± 150 mm
Maximum Width	1400 mm	± 10 mm
Total Thickness	10 mm (11.5mm*)	± 1 mm

*With Metallic Breaker

V Cleats & Guides (SP. 216)	Standard Sizes
Pitch	530 mm
Width	1070 mm
Section (bxh)	16 x 25 mm



Shredder belts for recycling feature a pure fabric carcass or added metal breaker layer to increase strength and extend service life.





FILTRATION BELTS



BeltTS Belt Technical Specialties

BeltTS is recognized as the leading international manufacturer of drainage belts and related rubber belt filtration products. The design and production team have created over 1,000 drainage belt solutions to support global industries requiring an efficient slurry dewatering process.

OPEN OR FACTORY SPLICED FILTERBELT

Filter Belt Rubber Compounds According to Process Parameters:


NR - Natural Rubber	CIIR - Chlorobutyl
SBR-MT and SBR-HT - Styrene Butadiene Rubber, medium and high temperature	CR - Neoprene
EPDM - Ethylene-Propylene Diene Monomer	CSM - Hypalon
EPM - Ethylene-Propylene Monomer	NBR - Nitrile Rubber
BIIR - Bromobutyl	CDB - Food Quality Rubber (White Rubber)

- ▶ Manufactured for long service on slurry filtration systems
- ▶ Eleven standard compounds to accommodate all temperature and slurry or wash pH levels from <1 to 14
- ▶ Single-pass production method means no hot or adhesive laminations for guide or containment curbs
- ▶ CNC grooves and holes; controlled liquid flow for minimum cake moisture content
- ▶ For any rubber drainage belt requirement in the process of solid/liquid separation



CURB DESIGN AND BELT STRUCTURE


Containment curbs, or skirts, increase the capacity of horizontal drainage belts and help prevent spillage. Curb styles and heights are supplied by BeltTS in a variety of profile designs. The most common include:




*Now Stocked
in the USA


LATERAL STRAIGHT CURBS*

75 or 125mm (3" or 5") curb heights; applied by hot vulcanization or cold bonding. Available as loose replacement curbs for cold bonding on-site




CORRUGATED LATERAL CURBS

Heights up to 150mm (6"); applied by cold bonding.



FLAT TRAPEZOIDAL CURBS

Applied by cold bonding.



LIFTING FLAT CURBS

With inner guides integrally molded with the cover as a one piece construction.

ADDITIONAL STYLES

Disk Belts

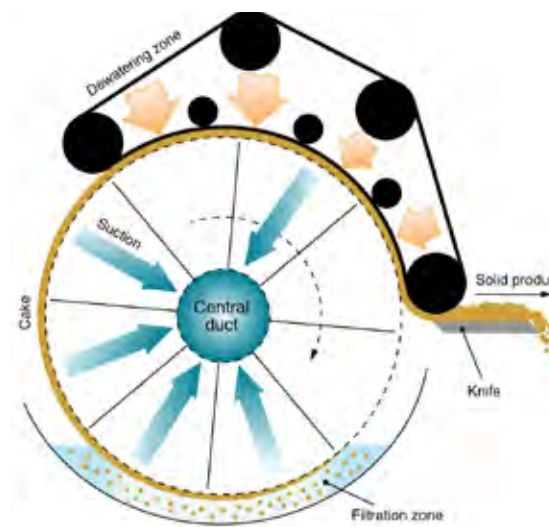
Vacuum table filter belts are used primarily in processes to produce phosphoric acid.



The rubber belt acts like a vertical wall across the table, avoiding the accumulation of material and facilitating the transport and discharge of slurry.

Press Belts

Press belts provide sustained pressure on the cake during the filtration process



Manufactured in widths up to 4.5 m (177 in.) and improves the efficiency of the filtration flow by as much as 200%.



ZipLink

ZipLink is a breakthrough in belting design that combines time tested rubber cover materials with a structured spiral link mesh that can be easily spliced at any length into a continuous belt without the need for special tools, presses or other equipment.

INDUSTRIAL & FOOD GRADE BELTING

ZipLink's special construction eliminates points of weakness because there is no loss of strength in the splice area, making the belts stronger so they last longer than belts of other seamed or fused materials.

FEATURES


- ▶ Quickly and easily spliced without special tools or presses
- ▶ No loss of strength in the splice area
- ▶ Low stretch polyester monofilament carcass
- ▶ High lateral stability for ease of tracking
- ▶ Troughable
- ▶ Manufactured in widths from 55" (1400mm) to 75" (1900mm) ± 2%

APPLICATIONS

- ▶ Tobacco processing
- ▶ Food processing where low temperature performance, stain resistance and good product release are required
- ▶ Conveying situations where minimum downtime is critical
- ▶ Sanding industry
- ▶ Chemical processing
- ▶ Corrugated cardboard
- ▶ MDF & OSB production

ZL BLUE CARBOX NITRILE SMOOTH TOP X B FDA

Catalog #	Part #	Thickness	Temp. Range	Min. Pulley Diameter	Weight (PIW)	Recommended Lacing
200	29973	.1330"	0°/250°F	2"	.0591 lbs	---



ZL BLUE CARBOX NITRILE ROUGH TOP X B FDA

Catalog #	Part #	Thickness	Temp. Range	Min. Pulley Diameter	Weight (PIW)	Recommended Lacing
201	29974	.2510"	0°/250°F	3"	.0975 lbs	---




ZL RED NATURAL RUBBER X FS

Catalog #	Part #	Thickness	Temp. Range	Min. Pulley Diameter	Weight (PIW)	Recommended Lacing
202	29975	.2001"	0°/250°F	4"	1.000 lbs	---




ZL RED NATURAL RUBBER LONGITUDINAL GROOVE X FS

Catalog #	Part #	Thickness	Temp. Range	Min. Pulley Diameter	Weight (PIW)	Recommended Lacing
202LG	32841	.1650"	0°/250°F	3"	.0760 lbs	---




ZL WHITE NITRILE SMOOTH TOP X FS FDA

Catalog #	Part #	Thickness	Temp. Range	Min. Pulley Diameter	Weight (PIW)	Recommended Lacing
203	29976	.1260"	0°/250°F	3"	.0683 lbs	---



ZL BROWN NITRILE SMOOTH TOP X FS FDA

Catalog #	Part #	Thickness	Temp. Range	Min. Pulley Diameter	Weight (PIW)	Recommended Lacing
204	30020	.2500"	0°/ 250°F	3"	.0908 lbs	---



ZL TAN NATURAL RUBBER WEDGEGRIP X FS

Catalog #	Part #	Thickness	Temp. Range	Min. Pulley Diameter	Weight (PIW)	Recommended Lacing
204W	33293	.2834"	0°/ 250°F	4"	.1250 lbs	---



**"ADDING VALUE
TO EVERYTHING WE TOUCH"**





LIGHTWEIGHT PRODUCTS

LT **Lightweight Thermoplastic**

Monofilament, multifilament and spun fabrics that offer exceptional tracking characteristics and dimensional stability.

LT **Reveyron**

Manufacturer of polyurethane belts for food processing and material handling, specializing in highly cross rigid belts for L and Z shaped conveyors.

PC **ProClean**

Belts that help provide a sanitary environment and reduce cleaning costs for the food processing industry.

LT **Lightweight Fabrication**

From cleated belts for incline conveyors to corrugated sidewall belts for containing product, a wide variety of solutions are available to fit customer needs.

PT **ProTurn®**

Precision fabricated power turn belts for 45°, 90°, 180° and spiral lift applications.

PX **Nylon Core / Power Transmission**

We are a certified fabricator of Nitta Belting products offering quick deliveries on stock materials.

MX **Plastic Modular Belting**


The Movex product line offers a wide range of chains and modular belts, curves, sprockets, idlers and bearings.

Modutech plastic modular belts are designed specifically for the food industry.





LIGHTWEIGHT THERMOPLASTIC



Lightweight Thermoplastic belts offer solutions for a wide variety of specialized applications. Unique cover compounds and surface textures are offered for most conveying situations.

Thermoplastic belts feature monofilament, multifilament and spun fabrics which offer exceptional tracking characteristics while maintaining dimensional stability.

PVC FDA

1 PLY POLY CR28 WHITE PVC C X B NA FDA

International Designation: E5/1 0/V5 White NA FDA

Catalog #	Part #	Thickness	Temp. Range	Min. Pulley Diameter	Weight (PIW)	Splice Options
102	10740	.0394"	5°/ 176°F	.3930"	.0183 lbs	Finger Splice Plastic Spiral Clipper Lace Alligator Lace



2 PLY POLY CR46 WHITE PVC C X B NA FDA

International Designation: E5/1 0/V5 White NA FDA


Catalog #	Part #	Thickness	Temp. Range	Min. Pulley Diameter	Weight (PIW)	Splice Options
107	10838	.0787"	14°/ 176°F	1.180"	.0358 lbs	Finger Splice Plastic Spiral Clipper Lace Alligator Lace



2 PLY POLY CR46 WHITE PVC C X QW AS FDA

International Designation: E8/2 0/V5 QW AS White FDA

Catalog #	Part #	Thickness	Temp. Range	Min. Pulley Diameter	Weight (PIW)	Splice Options
107ASQ	10840	.0830"	5°/ 176°F	1.181"	.0358 lbs	Finger Splice Plastic Spiral Clipper Lace Alligator Lace



2 PLY POLY CR46 WHITE IP NA FDA

International Designation: E8/2 U0/V5 White IP FDA


Catalog #	Part #	Thickness	Temp. Range	Min. Pulley Diameter	Weight (PIW)	Splice Options
109	10822	.0906"	14°/ 176°F	1.574"	.0409 lbs	Finger Splice Plastic Spiral Clipper Lace Alligator Lace



2 PLY POLY CR46 ROYAL BLUE PVC MATTE X BARE AS FDA

International Designation: E8/2 V0/V5 MT Blue AS FDA


Catalog #	Part #	Thickness	Temp. Range	Min. Pulley Diameter	Weight (PIW)	Splice Options
111RB	49911	.0787"	10°/ 180°F	1.181"	.0410 lbs	Finger Splice Plastic Spiral Clipper Lace Alligator Lace



2 PLY POLY CR46 BLUE PVC C X IP FDA

International Designation: E8/2 V8IP/V7 Blue FDA

Catalog #	Part #	Thickness	Temp. Range	Min. Pulley Diameter	Weight (PIW)	Splice Options
115B	48339	.1220"	14°/ 180°F	1.968"	.0558 lbs	Finger Splice Plastic Spiral Clipper Lace Alligator Lace



3 PLY POLY CR74 WHITE PVC C X B NA FDA

International Designation: E13/3 0/V10 GL White NA FDA


Catalog #	Part #	Thickness	Temp. Range	Min. Pulley Diameter	Weight (PIW)	Splice Options
117	10872	.1600"	10°/ 180°F	4.720"	.0900 lbs	Finger Splice Plastic Spiral Clipper Lace Alligator Lace



3 PLY POLY HCR 86 WHITE PVC X B FDA

International Designation: E15/3 0/V5 HCR White PVC

Catalog #	Part #	Thickness	Temp. Range	Min. Pulley Diameter	Weight (PIW)	Splice Options
117A	10878	.1535"	14° / 176°F	3.937"	.0733 lbs	Finger Splice Plastic Spiral Clipper Lace Alligator Lace



3 PLY POLY 171 WHITE PVC C X C AS ATEX FDA

International Designation: E30/3 P1/P2 White PVC C X C SMOOTH ATEX

Catalog #	Part #	Thickness	Temp. Range	Min. Pulley Diameter	Weight (PIW)	Splice Options
146	10874	.2400"	5° / 176°F	7.874"	.1317 lbs	Finger Splice Plastic Spiral Clipper Lace Alligator Lace



3 PLY POLY 103 WHITE PVC C X C AS ISO340 FR FDA

International Designation: E20/3 P1/P2 White PVC C X C MATTE FR

Catalog #	Part #	Thickness	Temp. Range	Min. Pulley Diameter	Weight (PIW)	Splice Options
146GS	49054	.2441"	5° / 180°F	7.086"	.1225 lbs	Finger Splice Plastic Spiral Clipper Lace Alligator Lace



BARE / FABRIC COVERED FDA

1 PLY POLY 23 LIGHT GREEN FS X FS FDA

International Designation: E4/1 U0/U0 Light Green FDA

Catalog #	Part #	Thickness	Temp. Range	Min. Pulley Diameter	Weight (PIW)	Splice Options
103F	42448	.0236"	-4° / 176°F	.2480"	.0075 lbs	Finger Splice Plastic Spiral Clipper Lace Alligator Lace



2 PLY POLY CR45 WHITE PVC B X B FDA

International Designation: E8/2 0/V/0 White NA FDA

Catalog #	Part #	Thickness	Temp. Range	Min. Pulley Diameter	Weight (PIW)	Splice Options
104	10834	.0630"	14° / 176°F	1.574"	.0307 lbs	Finger Splice Plastic Spiral Clipper Lace Alligator Lace



2 PLY POLY CR45 WHITE PU AS B X B AS FDA

International Designation: E8/2 U0/U0 White AS FDA

Catalog #	Part #	Thickness	Temp. Range	Min. Pulley Diameter	Weight (PIW)	Splice Options
104AS	10802	.0512"	-4° / 194°F	.3900"	.0239 lbs	Finger Splice Plastic Spiral Clipper Lace Alligator Lace



2 PLY POLY/COTTON 50 WHITE PVC B X B FDA

International Designation: EC5/2 0/V/0 Tan NA FDA

Catalog #	Part #	Thickness	Temp. Range	Min. Pulley Diameter	Weight (PIW)	Splice Options
105	10862	.0709"	14° / 176°F	.7874"	.0291 lbs	Finger Splice Plastic Spiral Clipper Lace Alligator Lace



2 PLY POLY/COTTON 34 WHITE PU B X B FDA

International Designation: ES/C 6/2 0/U/0 White FDA

Catalog #	Part #	Thickness	Temp. Range	Min. Pulley Diameter	Weight (PIW)	Splice Options
105F	42454	.0709"	14° / 176°F	.3740"	.0283 lbs	Finger Splice Plastic Spiral Clipper Lace Alligator Lace



2 PLY POLY/COTTON WHITE PVC B X B FDA

International Designation: ES/C 5/2 0/V/0 White NA FDA

Catalog #	Part #	Thickness	Temp. Range	Min. Pulley Diameter	Weight (PIW)	Splice Options
106	10860	.0984"	20° / 190°F	1.574"	.0480 lbs	Finger Splice Plastic Spiral Clipper Lace Alligator Lace



2 PLY POLY 34 WHITE PU B X B FDA

International Designation: ES 6/2 0/U/0 WHITE FDA

Catalog #	Part #	Thickness	Temp. Range	Min. Pulley Diameter	Weight (PIW)	Splice Options
106F	42452	.0669"	-4°/176°F	.3740"	.0275 lbs	Finger Splice Plastic Spiral Clipper Lace Alligator Lace




SILICONE COVERS FDA

2 PLY POLY CR57 CLEAR SILICONE PU SKIM X B NA FDA

International Designation: E10/2 0/SI3 FDA

Catalog #	Part #	Thickness	Temp. Range	Min. Pulley Diameter	Weight (PIW)	Splice Options
2B7	10828	.0551"	-13°/230°F	1.370"	.0258 lbs	Finger Splice Plastic Spiral Clipper Lace Alligator Lace



2 PLY POLY CR45 WHITE SI X B HT AS FDA

International Designation: E8/2 0/SI3 HT AS FDA

Catalog #	Part #	Thickness	Temp. Range	Min. Pulley Diameter	Weight (PIW)	Splice Options
2B8	10830	.0905"	-40°/356°F	1.960"	.0478 lbs	Finger Splice Plastic Spiral Clipper Lace Alligator Lace



POLYOLEFIN FDA

2 PLY POLY 69 CLEAR PO X FS AS FDA

International Designation: ES 12/2 PO0/PO6 Clear AS FDA

Catalog #	Part #	Thickness	Temp. Range	Min. Pulley Diameter	Weight (PIW)	Splice Options
2B20	41997	.1024"	-4°/140°F	3.149"	.0410 lbs	Finger Splice Plastic Spiral Clipper Lace Alligator Lace




TEFLON FDA

2 PLY POLY 22 GREY TEFLON FDA

International Designation: GUF-12AK

Catalog #	Part #	Thickness	Temp. Range	Min. Pulley Diameter	Weight (PIW)	Splice Options
108T	42650	.0512"	-4° / 176°F	2.755"	.0222 lbs	Finger Splice Plastic Spiral Clipper Lace Alligator Lace




HYTREL DETECTABLE FDA

1 PLY POLY CR28 BLUE HYTREL C X B MD AS

International Designation: E5/1 U0/H2 Blue MD AS


Catalog #	Part #	Thickness	Temp. Range	Min. Pulley Diameter	Weight (PIW)	Splice Options
103MD	47434	.0400"	-4° / 212°F	.3937"	.0183 lbs	Finger Splice Plastic Spiral Clipper Lace Alligator Lace



2 PLY POLY CR45 BLUE HYTREL C X FS MD AS

International Designation: E8/2 U0/H2 Blue MD AS FDA/EU

Catalog #	Part #	Thickness	Temp. Range	Min. Pulley Diameter	Weight (PIW)	Splice Options
108MD	49030	.0600"	-4° / 212°F	.7900"	.0292 lbs	Finger Splice Plastic Spiral Clipper Lace Alligator Lace




MATERIAL HANDLING PU

2 PLY POLY CR46 DARK GREEN PU MATTE X B AS

International Designation: E8/2 0/U3 M Green AS


Catalog #	Part #	Thickness	Temp. Range	Min. Pulley Diameter	Weight (PIW)	Splice Options
113	10808	.0550"	-4° / 176°F	.7900"	.0242 lbs	Finger Splice Plastic Spiral Clipper Lace Alligator Lace



2 PLY POLY CR97 PETROL GREEN PU C X FI AS FDA

International Designation: E17/2 U1/U10 Green AS FDA

Catalog #	Part #	Thickness	Temp. Range	Min. Pulley Diameter	Weight (PIW)	Splice Options
113D	10756	.0846"	-4° / 212°F	1.180"	.0350 lbs	Finger Splice Plastic Spiral Clipper Lace Alligator Lace



2 PLY POLY CR80 CLEAR PU X B AS FDA

International Designation: E14/2 U0/U15 AS FDA


Catalog #	Part #	Thickness	Temp. Range	Min. Pulley Diameter	Weight (PIW)	Splice Options
2B11	10772	.1496"	-4° / 176°F	4.720"	.0733 lbs	Finger Splice Plastic Spiral Clipper Lace Alligator Lace



IWP 140 PIW 3/32 IN RED URETHANE X FS

International Designation: EM24/M UO/U24 Red

Catalog #	Part #	Thickness	Temp. Range	Min. Pulley Diameter	Weight (PIW)	Splice Options
2B15	41885	.1969"	5° / 176°F	3.937"	.0916 lbs	Finger Splice Plastic Spiral Clipper Lace Alligator Lace




MATERIAL HANDLING PVC

2 PLY POLY CR46 PETROL GREEN PVC C X B AS

International Designation: E8/2 0/V5 Petrol Green AS


Catalog #	Part #	Thickness	Temp. Range	Min. Pulley Diameter	Weight (PIW)	Splice Options
111A	10812	.0787"	5°/176°F	1.181"	.0358 lbs	Finger Splice Plastic Spiral Clipper Lace Alligator Lace



2 PLY POLY CR69 PETROL GREEN PVC C X B NA

International Designation: E12/2 0/V1 Green PVC Gloss NA


Catalog #	Part #	Thickness	Temp. Range	Min. Pulley Diameter	Weight (PIW)	Splice Options
111B	32699	.1100"	5°/176°F	1.970"	.0458 lbs	Finger Splice Plastic Spiral Clipper Lace Alligator Lace



2 PLY POLY CR46 BLK PVC C X QW AS FR

International Designation: E8/2 U0/V5 Black QW AS FR

Catalog #	Part #	Thickness	Temp. Range	Min. Pulley Diameter	Weight (PIW)	Splice Options
107ASB-FR	49500	.0787"	15°/180°F	1.181"	.0409 lbs	Finger Splice Plastic Spiral Clipper Lace Alligator Lace



2 PLY POLY CR45 BLK PVC C X B AS

International Designation: E8/2 0/V5 Black M AS

Catalog #	Part #	Thickness	Temp. Range	Min. Pulley Diameter	Weight (PIW)	Splice Options
112	10798	.0787"	5°/176°F	1.180"	.0358 lbs	Finger Splice Plastic Spiral Clipper Lace Alligator Lace



2 PLY POLY HCR 69 PIW BLACK PVC M AS

International Designation: E12/2 U0/V5 M AS


Catalog #	Part #	Thickness	Temp. Range	Min. Pulley Diameter	Weight (PIW)	Splice Options
112HCR	41735	.1063"	14°/158°F	2.362"	.0512 lbs	Finger Splice Plastic Spiral Clipper Lace Alligator Lace



2 PLY SPUN-POLY 74 PIW BLK PVC C X B

International Designation: EM13/2 0/V4 Black NA


Catalog #	Part #	Thickness	Temp. Range	Min. Pulley Diameter	Weight (PIW)	Splice Options
114	10780	.1417"	-20°/180°F	2.500"	.0783 lbs	Finger Splice Plastic Spiral Clipper Lace Alligator Lace



3 PLY POLY CR125 GRAY PVC C X B AS

International Designation: E22/3 0/V20 Gray AS


Catalog #	Part #	Thickness	Temp. Range	Min. Pulley Diameter	Weight (PIW)	Splice Options
145	10868	.1920"	5°/180°F	4.724"	.0950 lbs	Finger Splice Plastic Spiral Clipper Lace Alligator Lace



3 PLY POLY CR103 BLACK PVC MATTE C X BARE AS


International Designation: E18/3 0/V10H Black Matte AS

Catalog #	Part #	Thickness	Temp. Range	Min. Pulley Diameter	Weight (PIW)	Splice Options
145A	41964	.1496"	5°/176°F	4.724"	.0750 lbs	Finger Splice Plastic Spiral Clipper Lace Alligator Lace



BARE / FABRIC COVERED PVC/RUBBER

3 PLY POLY CR86 BLK PVC B X QW AS						
International Designation: E15/3 U1/QW Black AS						
Catalog #	Part #	Thickness	Temp. Range	Min. Pulley Diameter	Weight (PIW)	Splice Options
104B	10876	.1024"	-4° / 176°F	4.724"	.0425 lbs	Finger Splice Plastic Spiral Clipper Lace Alligator Lace



3 PLY POLY 143 WHITE PVC B X B AS						
International Designation: ES25/3 V1/V1 AS						
Catalog #	Part #	Thickness	Temp. Range	Min. Pulley Diameter	Weight (PIW)	Splice Options
304AS	10866	.1339"	14° / 212°F	5.905"	.0649 lbs	Finger Splice Plastic Spiral Clipper Lace Alligator Lace



2 PLY 90 MONO SBR QW X MF FR AS						
International Designation: PH E15/2 QW/R/MF FR AS						
Catalog #	Part #	Thickness	Temp. Range	Min. Pulley Diameter	Weight (PIW)	Splice Options
304MFR	49839	.1130"	-20° / 225°F	1.000"	.0575 lbs	Finger Splice Plastic Spiral Clipper Lace Alligator Lace



3 PLY 200 MONO SBR QW X QW FR						
International Designation: PH E30/3 QW/R/QW FR AS						
Catalog #	Part #	Thickness	Temp. Range	Min. Pulley Diameter	Weight (PIW)	Splice Options
304QFR	49025	.1580"	-40° / 250°F	4.000"	.0858 lbs	Finger Splice Plastic Spiral Clipper Lace Alligator Lace



NON WOVEN BELTS


NW 25 BLACK HC						
International Designation: NW 25 HC SF Black						
Catalog #	Part #	Thickness	Temp. Range	Min. Pulley Diameter	Weight (PIW)	Splice Options
139A	24230	.1024"	14°/ 250°F	1.500"	.0290 lbs	Finger Splice Plastic Spiral Clipper Lace Alligator Lace




NW 40 BLACK HC						
International Designation: NW 40 HC SF Black						
Catalog #	Part #	Thickness	Temp. Range	Min. Pulley Diameter	Weight (PIW)	Splice Options
139B	10867	.1574"	14°/ 250°F	3.500"	.0430 lbs	Finger Splice Plastic Spiral Clipper Lace Alligator Lace



NW 60 GREEN NA						
International Designation: NW 60 Green NA						
Catalog #	Part #	Thickness	Temp. Range	Min. Pulley Diameter	Weight (PIW)	Splice Options
139C	26568	.2220"	14°/ 250°F	5.000"	.0580 lbs	Finger Splice Plastic Spiral Clipper Lace Alligator Lace



NW 150 BLACK PVC F X F FR						
International Designation: ENW 26/1 V0/V0 Black FR						
Catalog #	Part #	Thickness	Temp. Range	Min. Pulley Diameter	Weight (PIW)	Splice Options
140FBS	49904	.1102"	0°/ 180°F	2.000"	.0529 lbs	Finger Splice Plastic Spiral Clipper Lace Alligator Lace



NW 120 HM X F FR

International Designation: NW 120 HM X F FR Black

Catalog #	Part #	Thickness	Temp. Range	Min. Pulley Diameter	Weight (PIW)	Splice Options
141Q	23427	.1000"	0° / 180°F	2.500"	.0500 lbs	Finger Splice Plastic Spiral Clipper Lace Alligator Lace




PVC / NBR PROFILE / STICKY TOP COVERS

2 PLY POLY 57 GREEN PVC C X IP AS

International Designation: E10/2 V10IP/V10 Green AS


Catalog #	Part #	Thickness	Temp. Range	Min. Pulley Diameter	Weight (PIW)	Splice Options
115	10776	.1181"	14° / 176°F	3.150"	.0597 lbs	Finger Splice Plastic Spiral Clipper Lace Alligator Lace



3 PLY POLY 85 GREEN PVC C X IP

International Designation: E15/3 V8IP/V7 Green NA


Catalog #	Part #	Thickness	Temp. Range	Min. Pulley Diameter	Weight (PIW)	Splice Options
115A	10754	.1811"	5° / 180°F	3.930"	.0833 lbs	Finger Splice Plastic Spiral Clipper Lace Alligator Lace



2 PLY POLY 102 GREEN NBR STR X BARE

International Designation: E18/2 0/NBR STR Green


Catalog #	Part #	Thickness	Temp. Range	Min. Pulley Diameter	Weight (PIW)	Splice Options
115F	42410	.0748"	32° / 176°F	2.362"	.0308 lbs	Finger Splice Plastic Spiral Clipper Lace Alligator Lace



2 PLY POLY CR57 PETROL GREEN PVC RT X B

International Designation: E10/2 0/V40 Green PVC RT NA


Catalog #	Part #	Thickness	Temp. Range	Min. Pulley Diameter	Weight (PIW)	Splice Options
116	10810	.2080"	23°/176°F	.7870"	.0766 lbs	Finger Splice Plastic Spiral Clipper Lace Alligator Lace



2 PLY POLY CR57 PETROL GREEN PVC JINK RT X QW

International Designation: E10/2 0/V37 Green Jink RT x QW NA


Catalog #	Part #	Thickness	Temp. Range	Min. Pulley Diameter	Weight (PIW)	Splice Options
116J	29382	.2086"	-4°/140°F	2.360"	.0750 lbs	Finger Splice Plastic Spiral Clipper Lace Alligator Lace



2 PLY POLY 86 PIW BLUE AS PVC ST X B

International Designation: E15/2 0/V20AS Blue PVC x B


Catalog #	Part #	Thickness	Temp. Range	Min. Pulley Diameter	Weight (PIW)	Splice Options
116A	10764	.1575"	23°/176°F	3.150"	.0816 lbs	Finger Splice Plastic Spiral Clipper Lace Alligator Lace



3 PLY POLY CR125 GRAY ST X B AS

International Designation: E22/3 0/ASV20 Gray ST


Catalog #	Part #	Thickness	Temp. Range	Min. Pulley Diameter	Weight (PIW)	Splice Options
116B	10870	.1889"	23°/176°F	4.720"	.0991 lbs	Finger Splice Plastic Spiral Clipper Lace Alligator Lace



2 PLY POLY CR57 PETROL GREEN PVC LATTICE X QW AS

International Designation: E10/2 0/V13 Green LT x AS QW


Catalog #	Part #	Thickness	Temp. Range	Min. Pulley Diameter	Weight (PIW)	Splice Options
118LT	10850	.1100"	-4°/140°F	2.750"	.0494 lbs	Finger Splice Plastic Spiral Clipper Lace Alligator Lace



2 PLY POLY CR57 BLK PVC LG X QW AS

International Designation: E10/2 0/V14 Black LG QW AS


Catalog #	Part #	Thickness	Temp. Range	Min. Pulley Diameter	Weight (PIW)	Splice Options
118	10824	.1220"	-4° / 176°F	1.960"	.0508 lbs	Finger Splice Plastic Spiral Clipper Lace Alligator Lace



2 PLY POLY CR57 BLK PVC LG X QW FR/AS

International Designation: E10/2 0/V14 Black LG x QW AS FR


Catalog #	Part #	Thickness	Temp. Range	Min. Pulley Diameter	Weight (PIW)	Splice Options
118FR	25199	.1060"	-4° / 176°F	1.960"	.0508 lbs	Finger Splice Plastic Spiral Clipper Lace Alligator Lace



2 PLY POLY CR79 RED PVC LG X B AS

International Designation: E14/2 0/V45 Red LG x B AS

Catalog #	Part #	Thickness	Temp. Range	Min. Pulley Diameter	Weight (PIW)	Splice Options
118R	25036	.2500"	23° / 176°F	1.970"	.1175 lbs	Finger Splice Plastic Spiral Clipper Lace Alligator Lace



**"ADDING VALUE
TO EVERYTHING WE TOUCH"**



REVEYRON®




Reveyron® is known throughout Europe for highly cross rigid belts used on L and Z shaped conveyors, the hygienic properties of their rice grain pattern belts used in food processing and quality fabrications including corrugated sidewalls, cleats and splices.

URETHANE COVERS FDA

1 PUR X 35 MAT/LCW

International Designation: E7/1 U0/U35 Blue Matte AS FDA


Catalog #	Part #	Thickness	Temp. Range	Min. Pulley Diameter	Weight (PIW)	Splice Options
103L	50172	.0374"	-13°/140°F	.1969"	.0179 lbs	Finger Splice Plastic Spiral Clipper Lace Alligator Lace



1 PUR B 35 MAT/ALCW

International Designation: E5/1 U0/U2 White Matte AS

Catalog #	Part #	Thickness	Temp. Range	Min. Pulley Diameter	Weight (PIW)	Splice Options
103RCAS	10750	.0280"	8°/176°F	.1600"	.0117 lbs	Finger Splice Plastic Spiral Clipper Lace Alligator Lace



2 PUR B 20 MAT I/A/CW

International Designation: E8/2 U0/U4 White Matte AS FDA


Catalog #	Part #	Thickness	Temp. Range	Min. Pulley Diameter	Weight (PIW)	Splice Options
108RCAS	10814	.0512"	-13° / 194°F	.3937"	.0247 lbs	Finger Splice Plastic Spiral Clipper Lace Alligator Lace



2 PUR B 20 H/CW

International Designation: E10/2 U0/U2 White PU Matte AS FDA

Catalog #	Part #	Thickness	Temp. Range	Min. Pulley Diameter	Weight (PIW)	Splice Options
108F	41958	.0510"	-4° / 194°F	.4724"	.0250 lbs	Finger Splice Plastic Spiral Clipper Lace Alligator Lace



2 PUR B 20/EW

International Designation: E10/2 U0/U2 White PU GL NA FDA EU

Catalog #	Part #	Thickness	Temp. Range	Min. Pulley Diameter	Weight (PIW)	Splice Options
108GL	10752	.0511"	-13° / 194°F	.3930"	.0248 lbs	Finger Splice Plastic Spiral Clipper Lace Alligator Lace



2 PUR I 75 I/LCW

International Designation: E13/2 U1/U75 Clear Matte AS FDA EU


Catalog #	Part #	Thickness	Temp. Range	Min. Pulley Diameter	Weight (PIW)	Splice Options
108HCR	10774	.0930"	-13° / 194°F	2.750"	.0450 lbs	Finger Splice Plastic Spiral Clipper Lace Alligator Lace



2 PUR I 160 I/LW

International Designation: E13/2 U0/U16 Clear Matte NA EU

Catalog #	Part #	Thickness	Temp. Range	Min. Pulley Diameter	Weight (PIW)	Splice Options
108CL	10746	.1570"	-13° / 194°F	5.118"	.0785 lbs	Finger Splice Plastic Spiral Clipper Lace Alligator Lace



2 PUR I 60 HR/LW

International Designation: E12/2 U0/U60 Clear HR FDA


Catalog #	Part #	Thickness	Temp. Range	Min. Pulley Diameter	Weight (PIW)	Splice Options
108QHR	49965	.0906"	-13°/194°F	.9843"	.0427 lbs	Finger Splice Plastic Spiral Clipper Lace Alligator Lace



2 PUR X K 20 MAT I/ACW

International Designation: E8/2 U0/U3 Blue FDA AS


Catalog #	Part #	Thickness	Temp. Range	Min. Pulley Diameter	Weight (PIW)	Splice Options
108BPU	10806	.0590"	-4°/176°F	.5906"	.0275 lbs	Finger Splice Plastic Spiral Clipper Lace Alligator Lace



2 PUR X 55 HR X/CW

International Designation: E10/2 U0/U55 RG Blue AS FDA/EU


Catalog #	Part #	Thickness	Temp. Range	Min. Pulley Diameter	Weight (PIW)	Splice Options
108RGB	49029	.0670"	-13°/140°F	.9843"	.0308 lbs	Finger Splice Plastic Spiral Clipper Lace Alligator Lace



2 PUR X 25/EHR

International Designation: EM 11/2 RG/U25 Blue M NA FDA EU


Catalog #	Part #	Thickness	Temp. Range	Min. Pulley Diameter	Weight (PIW)	Splice Options
108HRG	49505	.0709"	-13°/140°F	.9843"	.0341 lbs	Finger Splice Plastic Spiral Clipper Lace Alligator Lace



2 PUR X 30/FHR

International Designation: EM14/2 U3RG/U3 Blue M NA FDA EU

Catalog #	Part #	Thickness	Temp. Range	Min. Pulley Diameter	Weight (PIW)	Splice Options
108MRG	10748	.0900"	-13°/194°F	2.360"	.0366 lbs	Finger Splice Plastic Spiral Clipper Lace Alligator Lace




MATERIAL HANDLING PU

2 PUR IR 100 I/LCW

International Designation: E13/2 U1/U10 Red Gloss AS

Catalog #	Part #	Thickness	Temp. Range	Min. Pulley Diameter	Weight (PIW)	Splice Options
108RED	32626	.1020"	-13° / 194°F	3.140"	.0550 lbs	Finger Splice Plastic Spiral Clipper Lace Alligator Lace



3 PUR N 130 H I/LCW

International Designation: E18/3 U0/U15 Black Matte AS

Catalog #	Part #	Thickness	Temp. Range	Min. Pulley Diameter	Weight (PIW)	Splice Options
108Z	41957	.1480"	-13° / 194°F	5.118"	.0767 lbs	Finger Splice Plastic Spiral Clipper Lace Alligator Lace




BARE / FABRIC COVERED PU

2 PUR I 0C/LCW

International Designation: E12/2 UO/UO White AS FDA

Catalog #	Part #	Thickness	Temp. Range	Min. Pulley Diameter	Weight (PIW)	Splice Options
104ASHD	41887	.0630"	-4° / 194°F	1.968"	.0300 lbs	Finger Splice Plastic Spiral Clipper Lace Alligator Lace




POLYURETHANE BELT RANGE



TYPE	Total Thickness No. of Plies	Top Coating mm	Hardness mm	Color ShA	Finish/Pattern	Force at 1% Elongation Anti-static Fabric	Min. Pulley Ø M/mm	Min. Pulley Ø mm	Back-flex mm	Cross Rigidity	Edge Seal Capable	Impregnated Fabric	Food Approved	
1PURB35MAT/ALCW	1	1.00	0.35	85	White	Matte	√	5	6	20	●		√	√
1PURB55/LCW	1	1.15	0.55	85	White	Gloss	√	6	5	20	●●		√	√
1PURB55HR/LW	1	1.15	0.60	85	White	HR		6	8	20	●●		√	√
2PURI0/CW-AL	2	1.10	0	-	White	Fabric	√	9	12	30	●●		√	√
2PURB20/EW	2	1.30	0.20	85	White	Gloss		10	10	40	●●	√	√	√
2PURB20MATI/ACW	2	1.30	0.20	85	White	Matte	√	10	10	40	●●	√	√	√
2PURB20H/CW	2	1.30	0.20	92	White	Matte	√	10	12	40	●●	√	√	√
2PURB25/EHR	2	1.80	0.25	85	White	Matte/HR		11	25	45	●●	√		√
2PURX60HR/ED	2	2.20	0.60	92	Blue	HR/NP		11	30	50	●●	√		√
2PURX25/EHR	2	1.80	0.25	92	Blue	Matte/HR		11	25	45	●●	√		√
2PURX30/FHR	2	2.30	0.30	92	Blue	Matte/HR		14	60	80	Semi-flex	√		√
2PURX90/LHR	2	3.40	0.90	92	Blue	Matte/HR		13	100	160	●●●●	√		√
2PURX0/CXW-S	2	1.10	0	-	Blue	Fabric	√	9	12	30	●●		√	√
2PURXK20MATI/ACW	2	1.30	0.20	85	Dk Blue	Matte	√	10	8	20	●●	√	√	√
2PURX40/5C	2	2.15	0.40	92	Blue	HR	√	9	50	80	●●●●●	√	√	√
2PURX55HR/CW	2	1.70	0.55	92	Blue	Matte	√	10	25	50	●●	√	√	√
2PURI0C/LCW	2	1.60	0	-	White	Fabric	√	12	50	50	●●●		√	
2PURI60HR/LW-2.3	2	2.30	0.60	92	Clear	HR		12	25	60	●●●●	√	√	√
2PURI75I/LCW	2	2.35	0.75	92	Clear	Matte	√	11	70	100	●●●●	√	√	√
2PURI160I/LW	2	4.00	1.60	92	Clear	Matte		13	130	180	●●●●●	√	√	√
2PURIR100I/LCW	2	2.60	1.00	85	Red	Gloss	√	13	80	110	●●●●	√	√	
3PURIR180I/LW	3	5.00	1.80	85	Red	Matte		15	180	240	●●●●●●	√	√	
2PURN60I/LCW	2	2.50	0.60	92	Black	Matte	√	13	70	100	●●●●	√	√	√
2PURN160I/LCW	2	4.00	1.60	92	Black	Matte	√	11	130	180	●●●●●	√	√	√
3PURN130H/LCW	3	3.75	1.30	92	Black	Matte	√	18	130	180	●●●●●●	√	√	√
2PURV20/CW	2	1.30	0.20	92	Green	Matte	√	10	12	40	●●	√	√	√
2PURV30/LCW	2	1.80	0.30	92	Green	Matte	√	13	40	60	●●●	√	√	√
3PURXB70I/LW	3	3.50	0.70	85	Lt Blue	Matte		18	130	180	●●●●●●	√	√	√

Polyurethane Features:

Superior Dimensional Stability	Optimal Tracking Characteristics
Robust Construction	TPU With No Additives Or Plasticizers








PROCLEAN



ProClean positive drive belts are the ideal replacement for plastic modular belt in the food processing industry.

ProClean belts help provide a sanitary environment and reduce cleaning costs.

EXTRUDED PRODUCTS



Detectable Belt Scrapers - MT-1, MT-2 and MTDD Dual Durometer



Magnethane™ is an extruded metal detectable urethane that meets FDA/USDA food standards and is available in a dark blue color.




X-Raythane is an extruded x-ray detectable urethane material that meets FDA/USDA food standards and is available in a light blue color.

PROCLEAN POSITIVE DRIVE


PCPD2B 98A 2" PITCH

Catalog #	Part #	OAG mm	MP mm	Max Pull	Color	Conveying Surfaces
255	42765	3.5	80	38 lbs/PIW	Blue	Matte



PCPD2B-ID 98A 2" PITCH

Catalog #	Part #	OAG mm	MP mm	Max Pull	Color	Conveying Surfaces
256	42767	3.5	80	38 lbs/PIW	Blue	Inverted Diamond




PCCDB 98A CENTER DRIVE

Catalog #	Part #	OAG mm	MP mm	Max Pull	Color	Conveying Surfaces
260	42775	3.5	80	39 lbs/PIW	Blue	Matte




PCCDB-ID 98A CENTER DRIVE

Catalog #	Part #	OAG mm	MP mm	Max Pull	Color	Conveying Surfaces
261	42776	3.5	80	39 lbs/PIW	Blue	Inverted Diamond




PCCDB-IO50 98A CENTER DRIVE						
Catalog #	Part #	OAG mm	MP mm	Max Pull	Color	Conveying Surfaces
262	42777	3.5	80	39 lbs/PIW	Blue	Inverted Oval




PROCLEAN FLAT

PCFBB 98A						
Catalog #	Part #	OAG mm	MP mm	Max Pull	Color	Conveying Surfaces
240	42732	3.5	50	11.8 PPIW @ 1%	Blue	Matte/Matte




PCFBB-IO50XID 98A						
Catalog #	Part #	OAG mm	MP mm	K% N/mm	Color	Conveying Surfaces
241	42738	3.5	50	11.8 PPIW @ 1%	Blue	Inverted Oval / Inverted Diamond



DETECTABLE FLAT AND POSITIVE DRIVE


MAGNETHANE HD 95A

Catalog #	Part #	OAG mm	MP mm	K% N/mm	Color	Conveying Surfaces
210	31364	3	50	11.8 PPIW @ 1%	Blue	Embossed/Matt




X-RAYTHANE HD 95A

Catalog #	Part #	OAG mm	MP mm	K% N/mm	Color	Conveying Surfaces
220	43297	3	65	11.8 PPIW @ 1%	Blue	Gloss/Gloss



PCPD1B-MD 98A 1" PITCH DETECTABLE

Catalog #	Part #	OAG mm	MP mm	Max Pull	Color	Conveying Surfaces
250	34183	3.05	51	25 Lbs/PIW	Blue	Matte




PCCDB-MD 98A CENTER DRIVE DETECTABLE

Catalog #	Part #	OAG mm	MP mm	Max Pull	Color	Conveying Surfaces
263	42778	3.5	80	39 Lbs/PIW	Blue	Matte



MAGNETHANE 85A 2MM						
Catalog #	Part #	OAG mm	MP mm	K% N/mm	Color	Conveying Surfaces
302	33462	2	20	2.2 PPIW @ 1%	Blue	Matte/Matte



MAGNETHANE 85A 3MM						
Catalog #	Part #	OAG mm	MP mm	K% N/mm	Color	Conveying Surfaces
304	33464	3	30	3.3 PPIW @ 1%	Blue	Matte/Matte



MAGNETHANE ROUNDS

1/8 DIAMETER BLUE 83A						
Catalog #	Part #	OAG mm	MP mm	K% N/mm	Color	Length
270	32147	3.2	25	---	Blue	100' Coils



5/32 DIAMETER 83A						
Catalog #	Part #	OAG mm	MP mm	K% N/mm	Color	Length
271	32148	4	32	---	Blue	100' Coils



3/16 DIAMETER 83A

Catalog #	Part #	OAG mm	MP mm	K% N/mm	Color	Length
272	32149	4.8	45	---	Blue	100' Coils




1/4 DIAMETER 83A

Catalog #	Part #	OAG mm	MP mm	K% N/mm	Color	Length
273	32151	6.4	64	---	Blue	100' Coils




5/16 DIAMETER 83A

Catalog #	Part #	OAG mm	MP mm	K% N/mm	Color	Length
274	32152	8	77	---	Blue	100' Coils




3/8 DIAMETER 83A

Catalog #	Part #	OAG mm	MP mm	K% N/mm	Color	Length
275	32153	9.5	89	---	Blue	100' Coils



1/2 DIAMETER 83A


Catalog #	Part #	OAG mm	MP mm	K% N/mm	Color	Length
276	32154	12.7	115	---	Blue	100' Coils



MAGNETHANE SCRAPERS


MT-1-MD

Catalog #	Part #	OAG mm	MP mm	K% N/mm	Color	Conveying Surfaces
280	32192	---	---	---	Blue	8' Lengths




MT-2-MD


Catalog #	Part #	OAG mm	MP mm	K% N/mm	Color	Conveying Surfaces
281	32193	---	---	---	Gray	8' Lengths



MTDD-MD

Catalog #	Part #	OAG mm	MP mm	K% N/mm	Color	Conveying Surfaces
282	32194	---	---	---	Blue	8' Lengths







LIGHTWEIGHT FABRICATION




Intricate custom fabrications are common on Lightweight Thermoplastic belting products.

From cleated belts for incline conveyors to corrugated sidewall belts for containing product, a wide variety of solutions are available to fit customer needs.




SINGLE FINGER SPLICE

Commonly used on PU and PVC belts. Provides a smooth, flexible and durable splice.




CLEATING

PU cleats up to 200mm tall can be HF welded to urethane belts. PVC cleats available up to 100mm high.




PERFORATIONS

For vacuum or drainage applications. Holes can be cut on belts up to 132" wide.




STEPPED FINGER SPLICE

Used on V-guided belts or when material build up causes splice failure.




V-GUIDES

Solid or notched in PU and PVC. K-6 (000), K-8 (00), K-10 (O), K13 (A), K-15 (Mod-A), K-17 (B), and K-22 (C)



CORRUGATED SIDEWALL

Wall with base hot air welds to both PU and PVC belts in heights up to 100mm.




PROSEAL EDGE

ProSeal edges can be applied to several thermoplastic belt specs.



DEPANNER BELTS

Bread depanner belts manufactured to customer specifications. Countersunk holes are drilled on a CNC table for perfect spacing.




BASELESS SIDEWALL

Baseless wall is HF welded to PU belts in heights up to 200mm.



FABRIC REINFORCED CLEATS

Incredibly stiff and durable for heavy product loads. Fabric reinforcement provides excellent mechanical resistance.




FINGER CLEATS

105mm tall PU finger profiles stocked in white and blue. HF welded to any PU belt surface, flexible fingers can be arranged into unique patterns and heights.



BENT CLEATS

Cleats up to 150mm high with 45° or 90° bent tips. Available in 3.5mm and 7mm thicknesses.



CAST URETHANE CLEATS

Cast urethane cleats are available in rectangular shapes as well as with a foot on one side or both sides.



LAMINATIONS

Pure gum, neoprene, urethane and foam rubber can be laminated to many PVC or PU specifications.



SEGMENTED V-GUIDE

Segmented V-guides are resistant to abrasion and perform well with smaller pulleys. Available sizes:

- O (3/8" wide x 15/64" high)
- A (1/2" wide x 5/16" high)
- B (5/8" wide x 1/2" high)
- C (7/8" wide x 5/8" high)


Lightweight Fabrication Facility

18,000 ft²

130 Lightweight Specifications

180ft of Urethane Covered Work Tables

Positive Air
+ Climate Controlled




High Frequency Welder

Two high frequency machines weld corrugated sidewalls and cleats onto thermoplastic belts.



Pneumatic Finger Punch

Prepares belt ends for finger splicing up to 3 meters wide.



ProSeal Edge

Encapsulates exposed fabric on the edges of thermoplastic conveyor belts. The ProSeal process eliminates edge fraying and the possibility of bacterial contamination of the belt carcass.





PROTURN®



Sometimes the most direct route isn't a straight line.

For these situations, we supply a group of specialized belts called power turn belts. ProTurn® is our line of precision fabricated replacement belts.

POWER TURN REPLACEMENT BELTS

ProTurn® replacement belts are fabricated to your exact specifications with all guidance hardware installed. Belts for 45°, 90°, 180° and spiral lift applications include either chain, urethane bead or bearing wheel guide systems attached and ready for service.

High speed operations and strict safety standards are a way of life for facility managers at airports and around-the-clock package sorting facilities. When faced with a choice of endless conveyor belt options, distributors can be certain that we stock the largest selection of high performance products.



AIRPORTS

- Baggage handling
- Airlines service sector
- Air freight sorting facilities



WAREHOUSE & DISTRIBUTION

- Package handling
- Retail storage facilities
- Mail order facilities



PACKAGING & SHIPPING


- Package handling
- Mail sorting facilities
- Newspaper plants



FOOD PROCESSING


- Bakeries
- Canned processing
- Food & drug packaging

CHAIN GUIDES




Chain Guides are made with carbon steel chain for non-food application with brass grommets, steel rivets and washers. For food applications, we offer food-grade nickel-plated stainless steel chains.

URETHANE GUIDES



3/8" (Small Round) *Align Inside



1/2" (Medium Round)



5/8" (Large Round)

BEARING GUIDES

Bearing Guide systems offer the perfect combination of high speed and the ability to transport heavier loads in all types of applications.



DISTRIBUTION CENTERS

ANGLE MERGE BELTS

Our replacement angle merge belts assure the positive merging or diverging of conveyor lines in a smooth and efficient manner.

MERGE TABLE REPLACEMENT BELTS


Our merge table replacement belts can be used on single or multi-line conveyors. Each belt is made with careful precision and skill to match and exceed the quality of the manufacturer's product.

DIVERTER ARM BELTS

Diverter arm replacement belts are made with or without V-guides, as specified by the manufacturer, and we employ only the most durable materials during fabrication.



NYLON CORE / POWER TRANSMISSION




We are a certified fabricator of Nitta Belting products offering quick deliveries on stock materials.

- PolyBelt™/Nylon Core
- PolySprint™/Printing
- Carryflex™/Live Roller

NITTA POLYBELT™


POLYBELT H-750A

Catalog #	Part #	OAG mm	MP mm	K% N/mm	Color	Cover Structures
H-750A	42480	3.75	75	11.2 @ 2%	Blue/Blue	Texture/Texture




POLYBELT H-1500A

Catalog #	Part #	OAG mm	MP mm	K% N/mm	Color	Cover Structures
H-1500A	42488	4.5	150	22.5 @ 2%	Blue/Blue	Texture/Texture




POLYBELT L-500A

Catalog #	Part #	OAG mm	MP mm	K% N/mm	Color	Cover Structures
L-500A	42500	1.55	50	75 @ 2%	Blue/Blue	Texture/Texture




POLYBELT L-1500A

Catalog #	Part #	OAG mm	MP mm	K% N/mm	Color	Cover Structures
L-1500A	42505	2.95	150	22.5 @ 2%	Blue/Blue	Texture/Texture




POLYBELT M-1500A

Catalog #	Part #	OAG mm	MP mm	K% N/mm	Color	Cover Structures
M-1500A	42510	3.5	150	22.5 @ 2%	Blue/Blue	Texture/Texture




POLYBELT SG-500

Catalog #	Part #	OAG mm	MP mm	K% N/mm	Color	Cover Structures
SG-500	42515	1.1	50	75 @ 2%	Black/Green	Coating/Coating




POLYBELT SGLA-350S

Catalog #	Part #	OAG mm	MP mm	K% N/mm	Color	Cover Structures
SGLA-350S	42520	1.2	30	3.4 @ 1%	Blue/Green	Texture/Coating




POLYBELT TFL-7S

Catalog #	Part #	OAG mm	MP mm	K% N/mm	Color	Cover Structures
TFL-7S	42525	2.4	75	15 @ 2%	Gray/Dk Blue	Texture/Taffeta




POLYBELT TFL-10S

Catalog #	Part #	OAG mm	MP mm	K% N/mm	Color	Cover Structures
TFL-10S	42530	2.6	100	19.5 @ 2%	Gray/Dk Blue	Texture/Taffeta




POLYBELT TFM-15S

Catalog #	Part #	OAG mm	MP mm	K% N/mm	Color	Cover Structures
TFM-15S	42532	3.7	150	30 @ 2%	Gray/Dk Blue	Texture/Taffeta




POLYBELT XH-500-3

Catalog #	Part #	OAG mm	MP mm	K% N/mm	Color	Cover Structures
XH-500-3	42535	3	50	3.8 @ 1%	Blue/Blue	Texture/Texture




POLYBELT XH-500-4

Catalog #	Part #	OAG mm	MP mm	K% N/mm	Color	Cover Structures
XH-500-4	42540	4	60	3.8 @ 1%	Blue/Blue	Texture/Texture




POLYBELT XH-500-5

Catalog #	Part #	OAG mm	MP mm	K% N/mm	Color	Cover Structures
XH-500-5	42545	5	70	3.8 @ 1%	Blue/Blue	Texture/Texture




POLYBELT XH-500-6

Catalog #	Part #	OAG mm	MP mm	K% N/mm	Color	Cover Structures
XH-500-6	42550	6	80	3.8 @ 1%	Blue/Blue	Texture/Texture




POLYBELT XH-750-3

Catalog #	Part #	OAG mm	MP mm	K% N/mm	Color	Cover Structures
XH-750-3	42555	3.25	60	5.6 @ 1%	Blue/Blue	Texture/Texture



POLYBELT XH-750-4

Catalog #	Part #	OAG mm	MP mm	K% N/mm	Color	Cover Structures
XH-750-4	42557	4.25	70	5.6 @ 1%	Blue/Blue	Texture/Texture




POLYBELT XH-750-6

Catalog #	Part #	OAG mm	MP mm	K% N/mm	Color	Cover Structures
XH-750-6	42560	6.25	90	5.6 @ 1%	Blue/Blue	Texture/Texture




POLYSPRINT FZ-5E12

Catalog #	Part #	OAG mm	MP mm	K% N/mm	Color	Cover Structures
FZ-5E12	42600	1.25	35	5 @ 1%	Green/Blue	Coating/Texture




POLYSPRINT GLTE-4E18

Catalog #	Part #	OAG mm	MP mm	K% N/mm	Color	Cover Structures
GLTE-4E18	42605	1.8	40	4 @ 1%	Blue/Gray	Texture/Fabric




POLYSPRINT GTD

Catalog #	Part #	OAG mm	MP mm	K% N/mm	Color	Cover Structures
GTD	42610	1.45	25	1.1 @ 5%	Blue/Black	Fine Tex/Fine Tex




POLYSPRINT TFL-15E20

Catalog #	Part #	OAG mm	MP mm	K% N/mm	Color	Cover Structures
TFL-15E20	42615	2	40	15 @ 1%	Blue/Black	Taffeta/Texture




POLYSPRINT XH-8E30

Catalog #	Part #	OAG mm	MP mm	K% N/mm	Color	Cover Structures
XH-8E30	42620	3	40	8 @ 1%	Blue/Blue	Texture/Texture




POLYSPRINT XH-8E40

Catalog #	Part #	OAG mm	MP mm	K% N/mm	Color	Cover Structures
XH-8E40	42625	4	50	8 @ 1%	Blue/Blue	Texture/Texture



POLYSPRINT XH-8E55

Catalog #	Part #	OAG mm	MP mm	K% N/mm	Color	Cover Structures
XH-8E55	42630	5.5	80	8 @ 1%	Blue/Blue	Texture/Texture




POLYSPRINT RT-22E70-2

Catalog #	Part #	OAG mm	MP mm	K% N/mm	Color	Cover Structures
RT-22E70-2	42640	7	100	10 @ 0.5%	Blue/White	Rough Top/Fabric





PLASTIC MODULAR BELTING



Movex[®]

The Movex[®] product line offers a wide range of chains and modular belts, curves, sprockets, idlers and bearings – a comprehensive and versatile range of conveyor components to fit many applications.

MODULAR BELTING



Plastic and Steel Chain

Plastic Modular Belting

Molded & Machined Sprockets

Bearings

Curves "Corner Tracks"

Guide Rails and Wearstrips

Conveyor Components

Rollers and Returns

Levelers

Support Bases





MODUTECH®

The Modutech® product line is designed specifically for the food industry. Modutech® plastic modular belts combat challenges often faced in food applications.

FOOD GRADE MODULAR BELTING



Our wide variety of modular belting can be used in direct food processing and packaging applications. These belts are molded to the highest standards using the highest quality raw materials, which is evident in overall appearance and flatness of the product.



The hygienic design of the belts reduces common cleaning issues, while enhanced belt strength and precise sprocket engagement slashes unscheduled downtime.



We offer a complete line of modular belts, chains and conveyor belt components. These are compatible with industry standards and products from other manufacturers.




SSE 815 - STRAIGHT RUNNING CHAIN

Part #	Sizes	Description
P1001 0102	3.25" 3.5" 4.5" 7.5"	Stainless steel with hardened pins Also available in austenitic 304 stainless steel



PFX 879 - SIDE FLEXING CHAIN - FOR DRY RUNNING APPLICATIONS

Catalog #	Size	Description
P1125 3005	3¼" 4½"	LF - Low friction MP - High performance acetal MX - Extra performance PBT w/ additives Other materials available upon request



LF882 TAB SIDE FLEXING CHAIN - LOW FRICTION

Part #	Sizes	Description
P1114 01 08	4½" 7½" 10" 12"	MP - High performance acetal MX - Extra performance PBT w/ additives PFX - Dry running applications Other materials available upon request



520 PRO LBP 1/2" PITCH LOW BACK PRESSURE BELT

Part #	Size	Description
P 5210010425	85mm Increments	Small head to tail transfers 30% reduction in back line pressure Reduced gaps for safety




MX 552 FT - 1" PITCH .50" THICK STRAIGHT RUNNING BELT

Part #	Size	Description
P5341 03 0012 A	3" 3¼" 4½" 7½" 9" 12" +3" Increments	LFA - Low friction acetal MP - High performance acetal MX - Extra performance PBT w/additives




MX 510 FT 8MM (.31") PITCH STRAIGHT RUNNING BELT

Part #	Size	Description
P5331 03 0006 A	3" + 3" Increments	LFA - Low friction acetal MX - Extra performance PBT w/ additives .25" Nose bar transfer



LFA 530 LBP .59" PITCH (.34 THICK) LOW BACK PRESSURE BELT

Part #	Size	Description
P5324 01 0012 A	6" + 3" Increments	LFA - Low friction acetal Imperial widths



FOOD GRADE MODULAR BELTING

1/2" PITCH 10MM THICK STRAIGHT RUNNING BELT W/ GRIP TOP

Part #	Size	Description
EC127GT	150mm (5.9") + 50mm Increments	PP or PE available Available in custom widths



1" PITCH SIDE TIGHT RADIUS BELT

Catalog #	Size	Description
EC254TR	6" + 2" Increments	Available in PP or POM 1.4 - 1.6 collapse factor High temperature and wear resistant Unique locking system Colors available



2" PITCH 16MM THICK STRAIGHT RUNNING BELT

Catalog #	Size	Description
EC508C	200mm + 100mm Increments	16mm thick Available in PP, PE, POM materials Custom widths available Various flights, scoops and sidewalls available Colors available







TECHNICAL PAGES

*Black Heavy Duty /
PVC Elevator Belting*

Lightweight Sidewall

Ordering a Belt

Chemical Resistance

Compound Properties

Troubleshooting

*Conveyor Terms and
Definitions*

Useful Information

Metric Conversions

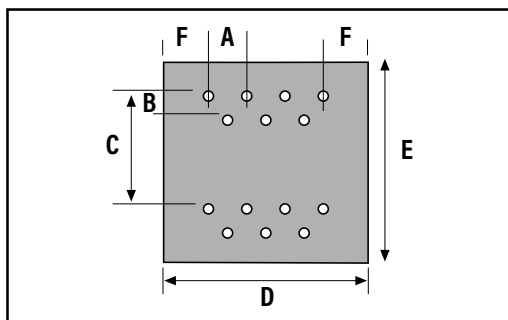
Conversion Formulas

Limited Warranty

BLACK HEAVY DUTY / PVC ELEVATOR BELTS

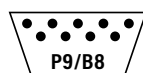
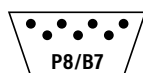
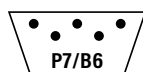
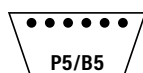
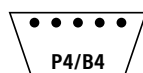
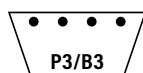
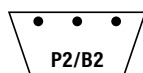
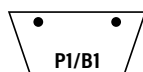
Our solid woven PVC and heavy duty rubber elevator belts are among the best performing products available to distributors and original equipment manufacturers. They feature low stretch, trouble free operation and high bucket bolt-holding ability. We stock specially compounded belts that are oil resistant and static conductive for grain elevator applications. A premium grade selection of rubber elevator belts is available that resists the deteriorating effects of severe heat in foundries and cement plants. Clean and precise bolt holes are punched to your customers' exact specifications at every one of our branch. Buckets, bolts and splice hardware are available.

CENTERED BUCKETS

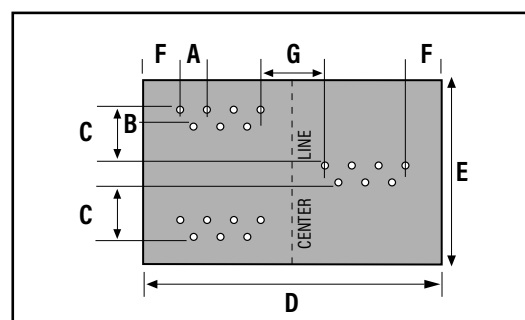


Hole Pattern: _____
 Hole Diameter: _____
 A - Hole Centers: _____
 B - Row Centers: _____
 C - Bucket Centers: _____
 D - Belt Width: _____
 E - Belt Length: _____
 F - Edge to Center of Outside Hole: _____
 Splice Style: _____
 Additional: _____

HOLE PATTERNS


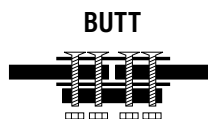


STAGGERED BUCKETS



Hole Pattern: _____
 Hole Diameter: _____
 A - Hole Centers: _____
 B - Row Centers: _____
 C - Bucket Centers: _____
 D - Belt Width: _____
 E - Belt Length: _____
 F - Edge to Center of Outside Hole: _____
 G - Center to Center Inside Holes: _____
 Splice Style: _____
 Additional: _____

SPLICE STYLES



Our Most Popular In-Stock Heavy Duty PVC and Rubber Elevator Belts

- No. 17 - PVC 450 PIW White Cover x Cover SC/FR/OR/FDA
- No. 18 - PVC 200 PIW White Cover x Cover SC/FR/OR/FDA
- No. 96 - PVC 200 PIW Black Cover x Cover SC/FR
- No. 98a - PVC 250 PIW Black Cover x Cover SC/FR
- No. 99 - PVC 350 PIW Black Cover x Cover SC/FR
- No. 100 - PVC 450 PIW Black Cover x Cover SC/FR
- No. 101 - PVC 750 PIW Black Cover x Cover SC/FR
- No. 74a - 2 Ply 220 PIW 1/8" x 1/16" FR/SC/MOR
- No. 74b - 2 Ply 220 PIW 1/16" x 1/16" FR/SC/VOR
- No. 76 - 3 Ply 330 PIW 1/16" x 1/16" FR/SC/VOR
- No. 80c - 3 Ply 600 PIW 1/16" x 1/16" FR/SC/VOR
- No. 82 - 2 Ply 220 PIW 3/16" x 1/16" Heat Resistant 400°F
- No. 82b - 3 Ply 300 PIW 3/16" x 1/16" Heat Resistant 400°F
- No. 83 - 3 Ply 330 PIW 1/4" x 1/16" Heat Resistant 400°F

LIGHTWEIGHT SIDEWALL

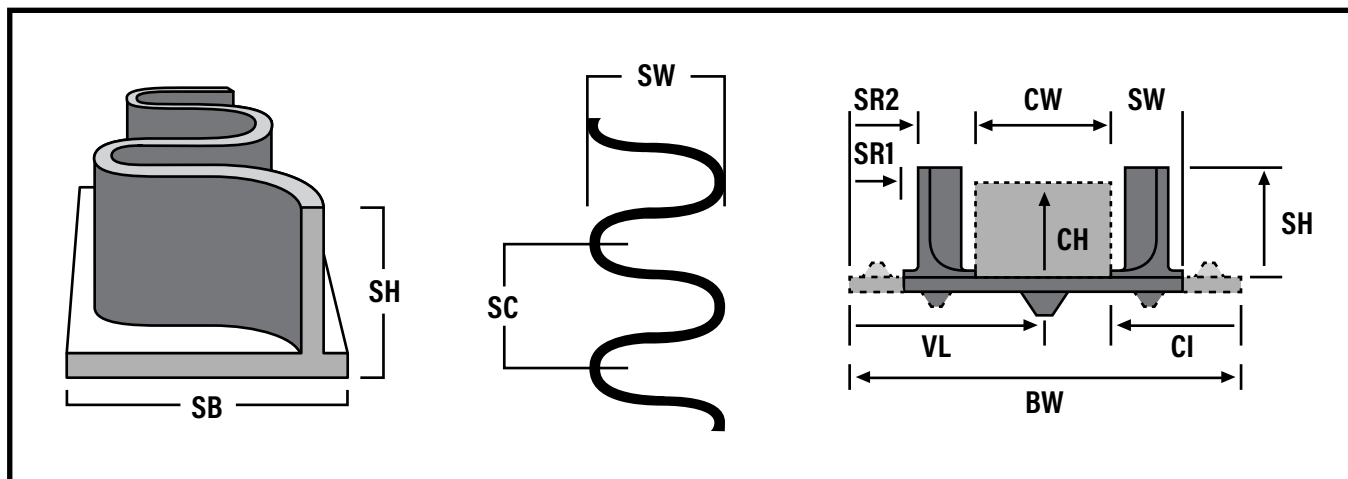
These versatile value-added belts are fabricated with thermoplastic polyurethane (TPU) and polyurethane corrugated sidewalls for a wide range of lightweight monofilament conveying applications. FDA approved and resistant to oil and animal fat, thermoplastic sidewall belts are designed for pulley diameters down to 1-9/16". Our fabrications are performed by the most experienced production team in North America.

Customer: _____ Date: _____
 P.O#: _____ Job#: _____
 Contact: _____
 Address: _____

 City: _____ State: _____ Zip: _____
 Phone: _____ Fax: _____

CONFIGURATION

Base Belt: _____ Belt Length: _____ Belt Width (BW): _____
 Sidewall Type: PVC PU Nitrile Sidewall Height (SH): _____
 Sidewall Recess to Edge of Base (SR1): _____
 Sidewall Recess to Edge of Convolutions (SR2): _____
 Cleat Type: PVC PU PU Ramp Nitrile RF SBT MBT NBT Scoop
 Cleat Height (CH): _____ Cleat Indentation (C): _____ Cleat Spacing: _____
 V-Guide Type: PVC PU Nitrile V-Guide Size: _____
 V-Guide Location (YL): _____
 Endless Prepared: _____ Prep Lap: _____
 Lacing: _____



Fax to: (314) 344-8511 | Email to: sales@beltservice.com

ORDERING A BELT

Catalog Number: _____
 Exact Length: _____
 Width: _____
 Ply(s): _____
 Carcass (*Type and Rating*): _____
 Color: _____
 Surfaces: _____
 Compound: _____
 Type of Splice:

- Open Length
- Metal Lace (*Type*)
- Vulcanized Endless
- Prepared Laps
- Other _____

Helpful Information:

Overall Gauge: _____
 Brand name and description of belt being replaced:
 (*Get from invoices, purchasing & inventory records*)

If cleated:

Cleat Height: _____
 Cleat Width: _____
 Cleat Centers: _____

If punched elevator belt:

no. of holes across: _____
 in. bolt hole centers: _____
 in. cup spacing: _____
 in. diameter holes: _____
 (*or bolt diameter*)
 Single Row: _____
 Double Row (*staggered?*): _____

A NOTE OF CAUTION:

We work with distributors and OEMs servicing dozens of different industries every day. With hundreds of different belting options to choose from, our team relies on the information provided by our customers to ensure the best belt is selected for the end user. It is common for the provided information to be incomplete, in which case our experts will make recommendations to the best of their ability. While we strive to ensure every operation is successful, we are only able to guarantee systems that we engineer and inspect on-site after obtaining complete information firsthand.

Recommended Minimum Pulley Diameters: Cleats, V-Guides and Flanges

MOLDED RUBBER				CAST URETHANE																																																																		
<table border="1"> <thead> <tr> <th>Cleat Height</th> <th>Rec. Min. Pulley Dia.</th> </tr> </thead> <tbody> <tr><td>1/2"</td><td>3"</td></tr> <tr><td>1"</td><td>4"</td></tr> <tr><td>1-1/2"</td><td>5"</td></tr> <tr><td>2"</td><td>6"</td></tr> <tr><td>2-1/2"</td><td>8"</td></tr> <tr><td>3"</td><td>10"</td></tr> <tr><td>4"</td><td>12"</td></tr> <tr><td>5"</td><td>12"</td></tr> <tr><td>6"</td><td>14"</td></tr> </tbody> </table>	Cleat Height	Rec. Min. Pulley Dia.	1/2"	3"	1"	4"	1-1/2"	5"	2"	6"	2-1/2"	8"	3"	10"	4"	12"	5"	12"	6"	14"	<table border="1"> <thead> <tr> <th>Flanges</th> <th>Solid</th> <th>Siped</th> <th>Drilled & Siped</th> </tr> </thead> <tbody> <tr> <td>A, B, C, D</td> <td>V-Guides + 50%</td> <td>--</td> <td>--</td> </tr> <tr> <td>3/4"</td> <td>10"</td> <td>7"</td> <td>6"</td> </tr> <tr> <td>1"</td> <td>10"</td> <td>7"</td> <td>6"</td> </tr> <tr> <td>1-1/2"</td> <td>18"</td> <td>14"</td> <td>12"</td> </tr> <tr> <td>2"</td> <td>18"</td> <td>14"</td> <td>12"</td> </tr> </tbody> </table>	Flanges	Solid	Siped	Drilled & Siped	A, B, C, D	V-Guides + 50%	--	--	3/4"	10"	7"	6"	1"	10"	7"	6"	1-1/2"	18"	14"	12"	2"	18"	14"	12"	<table border="1"> <thead> <tr> <th>Cleat Height</th> <th>Rec. Min Pulley Dia.</th> </tr> </thead> <tbody> <tr><td>1/2"</td><td>6"</td></tr> <tr><td>1"</td><td>6"</td></tr> <tr><td>1-1/2"</td><td>8"</td></tr> <tr><td>2"</td><td>10"</td></tr> <tr><td>2-1/2"</td><td>12"</td></tr> <tr><td>3"</td><td>14"</td></tr> <tr><td>4"</td><td>14"</td></tr> <tr><td>5"</td><td>16"</td></tr> <tr><td>6"</td><td>16"</td></tr> </tbody> </table>	Cleat Height	Rec. Min Pulley Dia.	1/2"	6"	1"	6"	1-1/2"	8"	2"	10"	2-1/2"	12"	3"	14"	4"	14"	5"	16"	6"	16"				
Cleat Height	Rec. Min. Pulley Dia.																																																																					
1/2"	3"																																																																					
1"	4"																																																																					
1-1/2"	5"																																																																					
2"	6"																																																																					
2-1/2"	8"																																																																					
3"	10"																																																																					
4"	12"																																																																					
5"	12"																																																																					
6"	14"																																																																					
Flanges	Solid	Siped	Drilled & Siped																																																																			
A, B, C, D	V-Guides + 50%	--	--																																																																			
3/4"	10"	7"	6"																																																																			
1"	10"	7"	6"																																																																			
1-1/2"	18"	14"	12"																																																																			
2"	18"	14"	12"																																																																			
Cleat Height	Rec. Min Pulley Dia.																																																																					
1/2"	6"																																																																					
1"	6"																																																																					
1-1/2"	8"																																																																					
2"	10"																																																																					
2-1/2"	12"																																																																					
3"	14"																																																																					
4"	14"																																																																					
5"	16"																																																																					
6"	16"																																																																					
<table border="1"> <thead> <tr> <th>Lug Cleat</th> <th>Rec. Min. Pulley Dia.</th> </tr> </thead> <tbody> <tr><td>A</td><td>3"</td></tr> <tr><td>B</td><td>3-1/2"</td></tr> <tr><td>C</td><td>4"</td></tr> <tr><td>D</td><td>8"</td></tr> </tbody> </table>	Lug Cleat	Rec. Min. Pulley Dia.	A	3"	B	3-1/2"	C	4"	D	8"	<table border="1"> <thead> <tr> <th>Flanges</th> <th>Solid</th> <th>Siped</th> <th>Drilled & Siped</th> </tr> </thead> <tbody> <tr> <td>A, B, C, D</td> <td>V-Guides + 50%</td> <td>--</td> <td>--</td> </tr> <tr> <td>3/4"</td> <td>10"</td> <td>7"</td> <td>6"</td> </tr> <tr> <td>1"</td> <td>10"</td> <td>7"</td> <td>6"</td> </tr> <tr> <td>1-1/2"</td> <td>18"</td> <td>14"</td> <td>12"</td> </tr> <tr> <td>2"</td> <td>18"</td> <td>14"</td> <td>12"</td> </tr> </tbody> </table>	Flanges	Solid	Siped	Drilled & Siped	A, B, C, D	V-Guides + 50%	--	--	3/4"	10"	7"	6"	1"	10"	7"	6"	1-1/2"	18"	14"	12"	2"	18"	14"	12"	<table border="1"> <thead> <tr> <th>V-Guides</th> <th>Solid</th> <th>Notched</th> </tr> </thead> <tbody> <tr><td>A</td><td>N/A</td><td>4"</td></tr> <tr><td>B</td><td>N/A</td><td>5"</td></tr> <tr><td>C</td><td>N/A</td><td>7"</td></tr> <tr><td>D</td><td>N/A</td><td>10"</td></tr> </tbody> </table>	V-Guides	Solid	Notched	A	N/A	4"	B	N/A	5"	C	N/A	7"	D	N/A	10"																			
Lug Cleat	Rec. Min. Pulley Dia.																																																																					
A	3"																																																																					
B	3-1/2"																																																																					
C	4"																																																																					
D	8"																																																																					
Flanges	Solid	Siped	Drilled & Siped																																																																			
A, B, C, D	V-Guides + 50%	--	--																																																																			
3/4"	10"	7"	6"																																																																			
1"	10"	7"	6"																																																																			
1-1/2"	18"	14"	12"																																																																			
2"	18"	14"	12"																																																																			
V-Guides	Solid	Notched																																																																				
A	N/A	4"																																																																				
B	N/A	5"																																																																				
C	N/A	7"																																																																				
D	N/A	10"																																																																				
<table border="1"> <thead> <tr> <th>V-Guides</th> <th colspan="2">Rec. Min. Pulley Dia.</th> </tr> <tr> <td></td> <th>Solid</th> <th>Notched</th> </tr> </thead> <tbody> <tr><td>O</td><td>2"</td><td>1-1/2"</td></tr> <tr><td>A</td><td>4"</td><td>3"</td></tr> <tr><td>B</td><td>6"</td><td>4"</td></tr> <tr><td>C</td><td>8"</td><td>6"</td></tr> <tr><td>D</td><td>12"</td><td>8"</td></tr> </tbody> </table>	V-Guides	Rec. Min. Pulley Dia.			Solid	Notched	O	2"	1-1/2"	A	4"	3"	B	6"	4"	C	8"	6"	D	12"	8"	<table border="1"> <thead> <tr> <th>Cleat Height</th> <th>Rec. Min. Pulley Dia.</th> <th>Lug Cleats</th> <th>Rec. Min. Pulley Dia.</th> </tr> </thead> <tbody> <tr><td>1/2"</td><td>3"</td><td>A</td><td>A</td></tr> <tr><td>1"</td><td>4"</td><td>B</td><td>B</td></tr> <tr><td>1-1/2"</td><td>5"</td><td>C</td><td>C</td></tr> <tr><td>2"</td><td>6"</td><td></td><td></td></tr> <tr><td>2-1/2"</td><td>8"</td><td></td><td></td></tr> <tr><td>3"</td><td>10"</td><td></td><td></td></tr> <tr><td>4"</td><td>12"</td><td></td><td></td></tr> </tbody> </table>	Cleat Height	Rec. Min. Pulley Dia.	Lug Cleats	Rec. Min. Pulley Dia.	1/2"	3"	A	A	1"	4"	B	B	1-1/2"	5"	C	C	2"	6"			2-1/2"	8"			3"	10"			4"	12"			<table border="1"> <thead> <tr> <th>V-Guides</th> <th>Solid</th> <th>Notched</th> </tr> </thead> <tbody> <tr><td>O</td><td>2-1/2"</td><td>2"</td></tr> <tr><td>A</td><td>3"</td><td>2-1/2"</td></tr> <tr><td>B</td><td>5"</td><td>3"</td></tr> <tr><td>C</td><td>6"</td><td>4"</td></tr> </tbody> </table>	V-Guides	Solid	Notched	O	2-1/2"	2"	A	3"	2-1/2"	B	5"	3"	C	6"	4"
V-Guides	Rec. Min. Pulley Dia.																																																																					
	Solid	Notched																																																																				
O	2"	1-1/2"																																																																				
A	4"	3"																																																																				
B	6"	4"																																																																				
C	8"	6"																																																																				
D	12"	8"																																																																				
Cleat Height	Rec. Min. Pulley Dia.	Lug Cleats	Rec. Min. Pulley Dia.																																																																			
1/2"	3"	A	A																																																																			
1"	4"	B	B																																																																			
1-1/2"	5"	C	C																																																																			
2"	6"																																																																					
2-1/2"	8"																																																																					
3"	10"																																																																					
4"	12"																																																																					
V-Guides	Solid	Notched																																																																				
O	2-1/2"	2"																																																																				
A	3"	2-1/2"																																																																				
B	5"	3"																																																																				
C	6"	4"																																																																				

CHEMICAL RESISTANCE

Common Name	ASTM Designation	General Properties	Beltservice Corporation Belts
EPDM	EPDM	Excellent weather, ozone and UV resistance; excellent resistance to ketone solvents; superior heat resistance when peroxide cured.	High heat resistant 2 Ply 220, 3 Ply 330 and 4 Ply 440.
Butyl	IIR	Excellent weathering resistance; low permeability to gases; good resistance to ozone and aging; low tensile strength and resilience.	White Butyl
Natural Rubber	NR	Excellent physical properties; good resistance to cutting, gouging and abrasion; low heat, ozone and oil resistance.	Pure Gum Roughtop and Steeprgrade.
Neoprene	CR	Excellent ozone, heat and weathering resistance; good oil resistance; excellent flame resistance.	Compound not currently used in the belting industry.
Nitrile/Buna-N	NBR	Excellent resistance to vegetable, animal and petroleum oils; poor low-temperature resistance.	White nitrile food belts; black nitrile light duty; SOR Hot Asphalt.
PVC	[None]	Excellent resistance against acids and chemicals. Weathers well. Limited high and low temperature capability. Obtains other physicals only in combination thermoplastic with polyester carcass.	All white and black PVC conveyor and elevator belts; monofilament thermoplastic.
Silicone	VMQ	Excellent release characteristics. Resistance to most vegetable oils. Silicone can handle high heat.	3 Ply Hot Stock and Water with silicone top cover; 2 Ply monofilament.
SBR	SBR	Good physical properties; excellent abrasion resistance; not oil, ozone or weather resistant.	Standard RMA-II H.D. conveyor; all transmission; most incline; skirtboard
Teflon	AFMV	Excellent chemical resistance. Excellent high and low temperature properties.	White polyester Teflon
Urethane	PU	Exceptional abrasion, cut and tear resistance; high modulus and hardness.	Urethane #1200; 3 Ply 1/8" Urethane x FS; Ure-clad

COMPOUND PROPERTIES

Common Name	Abrasion Resistance	Chemical Resistance	Cold Resistance	Heat Resistance	Ozone Sunlight Resistance	Petroleum Oil Resistance	Solvent Resistance	Vegetable Oil-Animal Fat Resist.	Weather Resistance
Butyl	F	E	G	E	E	NR	F-G	F	E
EPDM	F-G	E	G	E	E	NR	F-G	NR	E
Natural Rubber	E	G	E	F	NR	NR	NR	NR	F
Neoprene	G-E	G	G	G	VG	G	NR	G	E
Nitrile/Buna-N	G	G	G-F	G	F	G-E	F	E	F
PVC	G	G	F	F	G	F	F	G	G
SBR	E	G	VG	F-G	F-G	NR	NR	NR	F
Teflon	NR	E	E	E	E	E	E	E	E
Urethane	E	F	F	F	VG	F	F	F	E

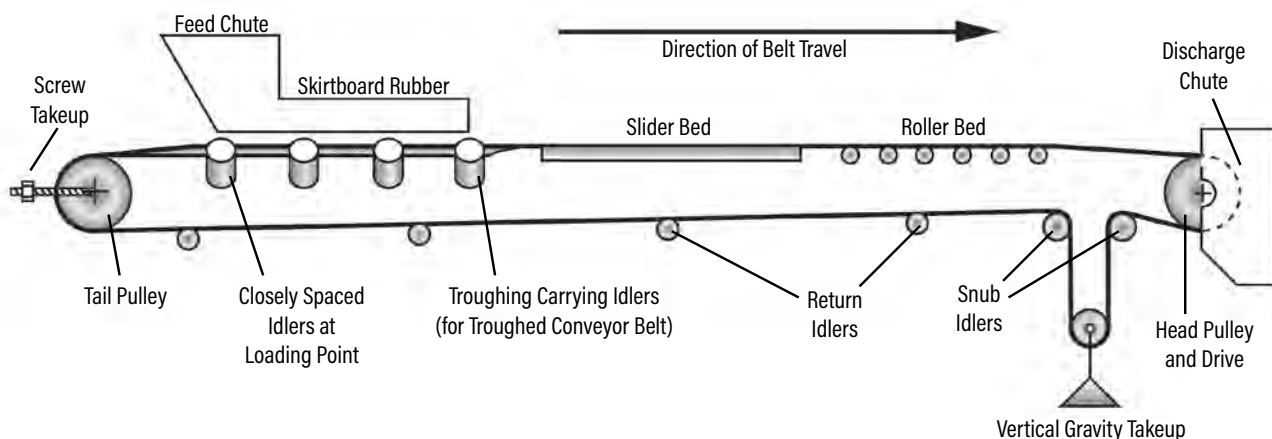
Key: E= Excellence VG= Very Good G= Good F= Fair NR= Not Recommended

Below are common some conveyor belt problems, and some of their causes and solutions. We handle many questions regarding belting problems on a daily basis. If you are having a problem, give us a call and we'll be happy to help.

PROBLEM	SOLUTIONS
Vulcanized splice delamination / failure	<ol style="list-style-type: none"> 1. Pulley too small — check recommended minimum for belt 2. Belt running wrong direction — check for manufacturer's arrow or make sure leading edge of splice contacts pulley first 3. Reverse bend — use thinner belt 4. Too much tension for belt — use heavier construction
Belt does not track properly	<ol style="list-style-type: none"> 1. Pulleys and/or idlers NOT squared 2. New belt not "run in" long enough 3. Uneven loading — load off center 4. Structure not square 5. Lacing or splice not square 6. Bow in belt
Cleats cracking at base	<ol style="list-style-type: none"> 1. Pulleys too small
Cleat delamination	<ol style="list-style-type: none"> 1. Pulleys too small — check minimums for cleat type 2. Return idlers hitting cleats 3. Material conveyed affecting bond (oils, acids, etc.) 4. Product overload 5. Poor tracking — cleat edges repeatedly hitting conveyor frame
Flange delamination or cracking	<ol style="list-style-type: none"> 1. Pulley is too small - check minimum for flange height. Sipe, sipe and drill or notch for small pulleys.
V-guide delamination or cracking	<ol style="list-style-type: none"> 1. Pulley too small — notch for small pulleys 2. Severe misalignment 3. Wrong size cross section for pulley groove
Fastener pullout	<ol style="list-style-type: none"> 1. Wrong size fastener 2. Fastener not installed properly 3. Obstruction touching splice area 4. Poor tracking — splice hitting conveyor frame
Severe edge wear	<ol style="list-style-type: none"> 1. Pulleys, idlers or structure not square 2. Worn pulley lagging 3. Offset loading conditions 4. Load off center
Excessive belt stretch	<ol style="list-style-type: none"> 1. Too much tension for belt being used — go to a stronger belt 2. Insufficient take-up 3. Over-tightening of take-up
Excessive belt slip	<ol style="list-style-type: none"> 1. Tighten take-up or pulley 2. Lag or replace worn lagging 3. Pulleys too small — not enough wrap — use lighter belt or larger pulley 4. Material spillage — lag pulleys and/or install cleaning devices
Elevator bolt pull-out	<ol style="list-style-type: none"> 1. Bolt not tight — tighten monthly 2. Bucket hung up in boot 3. Belt tension too low causing elongation of holes 4. Adverse conditions — heat, oil, acids

CONVEYOR TERMS AND DEFINITIONS

The following schematics with terms and definitions are included here to help enable distributors to better discuss their conveyor belt needs with our salespeople so that the right belt is selected for the application.



Angle of Incline

The degree a conveyor is tilted from horizontal.

Return Idler

Idlers used to support the belt as it passes underneath the conveyor structure.

Snub Idler

Idler used to increase the amount of belt in contact with the pulley or to deflect the belt in a different direction. Snubbing a belt near a pulley can increase the effective tension at the pulley.

Drive Pulley

Pulley connected to a power source used to drive conveyor. Usually the drive pulley is the head pulley, but on some kinds of systems, including many package handling conveyors, the drive pulley is located underneath the conveyor.

Roller Bed

Free-wheeling rollers on which the carrying side of the belt rides.

Tail Pulley

Pulley at the beginning of the carrying run of the conveyor. The tail pulley is usually free-wheeling.

Gravity Takeup

Device used to remove slack and stretch in a conveyor belt. A free weight is suspended from a pulley on the return side of the belt. The takeup is free to lower as needed to remove any slack as the belt is operated. The gravity takeup is usually located as close to the drive pulley as possible.

Screw Takeup

Device utilizing a bolt construction used to lengthen the conveyor to remove slack in the conveyor belt. By moving a bolt, the tail pulley is pushed away from the head pulley, thus removing slack from the belt.

Troughing Idlers

Grouping of idlers on the carrying side of the conveyor designed to make the conveyor belt curve into a cupped shape, increasing conveyor capacity. Troughing idlers are usually 20°, 35° or 45°.

Head Pulley

Pulley at discharge end of belt. The head pulley is usually powered by conveyor drive source. Pulley "pulls" belt along the conveyor.

Slider Bed

A smooth, flat surface (usually steel or wood) beneath the carrying side of the belt.

Skirtboard Rubber

Skirtboard rubber is primarily used at the loading point to guide product into the center of the belt and to prevent spillage.

USEFUL INFORMATION

Many considerations of factors determine the selection of the best belt for the job. The following information will aid you in this process. Please call and ask for assistance if needed.

KEY TO SYMBOLS

C - Center to Center Distance (In.)	G2 - Load per Hour (Lbs.)	RPM - Revolutions per Minute
D - Diameter of Drive Pulley (In.)	L - Belt Length (In.)	S - Speed, Ft. per Minute (FPM)
d - Diameter of Tail Pulley (In.)	P - Product Weight (Lbs.)	

Belt Length

For a pulley system with no snub pulley:

$$L = \left(\frac{D+d}{2} \times 3.1416 \right) + 2C$$

Belt Speed (Feet/Min)

$$S = D \times \text{RPM} \times .2618 \times 1.021$$

Max Product Weight on Belt

When load is known by pounds/hr or tons/hr

$$P = \left(\frac{G2}{S \times 60 \text{ (minutes)}} \right) \times C \text{ (ft.)}$$

Fabric Designation

Fabric Designation			Coefficient of Friction (Belt to Slider Bed or Rollers)		
Carcass	U.S.	Metric	Belt	U.S.	Metric
Poly/Nylon	PN	EP	FS Pulley Side	.30 to .35	.05 to .10
Nylon/Nylon	NN	PP	Bare Duck or BB Side	.20 to .25	.05 to .10
Poly/Poly	PP	EE	Cover on Pulley Side	.50 to .55	.05 to .10

Calculating Length of A Roll of Belting

Add together the diameter of the roll and diameter of the hole in inches and divide the result by 2. Multiply by 3.14 and by the number of coils in the roll. This gives the length in inches. Divide by 12, and you will have the approximate number of feet in the roll.

Determining Belt Length When Snub or Takeup Pulleys Are Present

Steel Tape Measurement - STM, also known as the I.C. or inside circumference, is a common method where the takeup is placed in a position that allows for easy installation and adequate takeup. The steel tape is run through the system on the same track the belt would run. Care must be taken to make sure the tape touches all pulleys. The belt may be tracked to one side or removed to accommodate this method as the tape must touch only the pulleys and not the belt for an accurate STM.

Calculating Length of A Roll of Belting

Net Endless Length (NEL) - From an existing belt, this measurement is made by placing the ENDLESS belt to be measured on a table or floor. A mark is made on the cover and corresponding mark on the table or floor. The belt is rolled forward until the mark comes back. Place another corresponding mark on the table or floor. Move the belt aside and measure the distance between the two marks. This measurement represents the NEL measurement or Net Endless Length.

METRIC CONVERSIONS

	US to Metric	Metric to US
Length	1 inch = 25.4 millimeters 1 inch = 2.54 centimeters 39.37 inches = 1 meter 1 foot = .3048 meter 1 mile = 1.609 kilometers	1 millimeter = .03937 inches 1 centimeter = .3937 inches 1 meter = 39.37 inches 1 meter = 3.2808 feet 1 kilometer = .6214 mile
Area	1 square inch = 6.4516 square centimeters 1 square foot = 929.03 square centimeters 1 square foot = .0929 square meters	1 square centimeter = .155 square inches 1 square centimeter = .0011 square feet 1 square meter = 10.76 square feet
Weight	1 ounce = 28.35 grams 1 pound = .4536 kilograms 1 ton = .9072 metric ton	1 gram = .0353 ounces 1 kilogram = 2.2046 pounds 1 metric ton = 1.1025 tons (2205 pounds)
Temperature	32°F = 0°C	0°C = 32°F
Speed	1 foot per minute = .0051 meters per second	1 meter per second = 196.8504 feet per minute
Volume	1 cubic inch = 16.3871 cubic centimeters 1 cubic foot = .0283 cubic meters 1 cubic yard = .7640 cubic meters 1 quart = .9463 liters 1 gallon = 3.7853 liters	1 cubic centimeter = .0610 cubic inches 1 cubic meter = 35.3145 cubic feet 1 cubic meter = 1.3080 cubic yards 1 liter = 1.0567 quarts 1 liter = .2642 gallons
Force	1 pound per square inch = 0703 kilograms per square centimeter 1 pound per square inch = .00689 megapascals 1 pound force = 4.5352 newtons	kilogram per square centimeter = 14.2248 pounds per square inch 1 megapascal = 145.0377 pounds per square inch 1 newton = .2205 pounds force

CONVERSION FORMULAS

	US to Metric	Metric to US
Length	1 inch = 25.4 millimeters 1 inch = 2.54 centimeters 39.37 inches = 1 meter 1 foot = .3048 meter 1 mile = 1.609 kilometers	1 millimeter = .03937 inches 1 centimeter = .3937 inches 1 meter = 39.37 inches 1 meter = 3.2808 feet 1 kilometer = .6214 mile
Area	square inches \times 6.4516 = square centimeters square feet \times .0929 = square meters square yards \times .8361 = square meters	square centimeters \times .1550 = square inches square meters \times 10.76 = square feet square meters \times 1.1960 = square yards
Weight	ounces \times 28.3500 = gram pounds \times .4536 = kilograms tons \times .9072 = metric tons	grams \times .0353 = ounces kilograms \times 2.2046 = pounds metric tons \times 1.1025 = tons
Temperature	$(^{\circ}\text{F} - 32) \times .556 = ^{\circ}\text{C}$	$(^{\circ}\text{C} \times 1.8) + 32 = ^{\circ}\text{F}$
Volume	cubic yards \times .7646 = cubic meters quarts \times .9463 = liters gallons \times 3.7852 = liters	cubic meters \times 1.3079 = cubic yards liters \times 1.0567 = quarts liters \times .2642 = gallons
Density	pounds per cubic foot \times 16.0180 = kilograms per cubic meter	kilograms per cubic meter \times .0624 = pounds per cubic foot
Force	pounds per inch \times .1786 = kilograms per centimeter pounds per square inch \times 6.8947 = kilopascals PIW rating \times 1.7856 = EP rating pounds \times 4.352 = newtons pounds per inch \times 1.7855 = newtons per centimeter	kilograms per centimeter \times 5.5997 = pounds per inch kilopascals \times .1450 = pounds per square inch EP rating \times .5600 = PIW rating newtons \times .2205 = pounds newtons per centimeter \times .5601 = pounds per inch
Speed	feet per minute \times .0051 = meters per second	meters per second \times 196.85 = feet per minute
Power	horsepower \times .7457 = kilowatts	kilowatts \times 1.341 = horsepower
Exchange Rates	$\text{\$PIW} \times 129.1671 \times \text{exchange rate} =$ foreign currency per square meter	Foreign currency per square meter \div exchange rate \div 129.1671 = $\text{\$PIW}$

LIMITED WARRANTY, LIMITATIONS OF REMEDIES AND LIABILITY AND OTHER TERMS OF SALE

All sales of product of Beltservice Corporation or one of its divisions or subsidiaries (each "Manufacturer") shall be made solely and exclusively on Manufacturer's Standard Terms of Sale. Manufacturer's acceptance of any Purchase Order is hereby expressly made conditional on the Buyer's assent to all of Manufacturer's Standard Terms of Sale, including without limitation terms and conditions that are additional to or at variance with the terms and conditions of the Buyer's Purchase Order. Manufacturer's Standard Terms of Sale, which are set forth in full in this catalog (see Table of Contents), include the following Limited Warranty and Limitation of Remedies and Liability.

Manufacturer warrants only that Products manufactured by Manufacturer, when shipped, are free from defects (within normal industry allowances) of material and workmanship when properly installed and used for the intended purpose and operated under normal service conditions for a period of one (1) year after the date of tender and delivery; provided, Buyer gives Manufacturer written notice of any such defect within the warranty period. Claims not made within such one year period shall be barred. Defective and nonconforming Products must be held for Manufacturer's inspection and return to Manufacturer upon request. Normal wear and deterioration are excluded. Manufacturer does not warrant Products which have been subject to misuse, negligence, carelessness, accident, overloading, improper maintenance, service adjustments, improper actions by someone other than Manufacturer, alterations, modifications or replacements. This warranty does not apply to normal maintenance, service adjustments or replacements. Products that are repaired or replaced during the warranty period will be covered by foregoing warranty for the remainder of the original warranty period or 90 days, whichever is longer. Notwithstanding the foregoing, goods and parts not manufactured by Manufacturer and work not performed by Manufacturer are warranted only to the extent (and in the manner) that they are warranted to Manufacturer by Manufacturer's vendors, that such warranties can be passed to Buyer, and that it is reasonable to enforce such warranties. Manufacturer shall have no obligation to enforce any such warranties unless Buyer expressly agrees to pay all costs (including, without limitation, attorney fees and court costs) associated with such enforcement.

THE WARRANTIES STATED HEREIN ARE EXCLUSIVE AND IN LIEU OF ANY OTHER WARRANTIES WHETHER ORAL, WRITTEN, IMPLIED, EXPRESSED, STATUTORY, OR ARISING BY LAW OR CUSTOM, INCLUDING BUT NOT LIMITED TO, ANY IMPLIED WARRANTY OF MERCHANTABILITY OR FITNESS FOR A PARTICULAR PURPOSE WITH RESPECT TO PRODUCTS MADE PURSUANT TO BUYER'S SPECIFICATIONS, WHETHER THE PRODUCTS ARE USED ALONE OR IN COMBINATION WITH OTHER SUBSTANCES OR DEVICES.

Buyer's sole and exclusive remedy against Manufacturer for any breach of warranty shall be, at Manufacturer's option, either (i) the repair or replacement of defective Products or any parts found by Manufacturer to be defective without charge by Manufacturer or (ii) a refund of an equitable portion of the new purchase price of defective Products. The Products must be returned to Manufacturer's factory, transportation charges prepaid and accompanied by a claim in writing.

MANUFACTURER'S LIABILITY SHALL NOT EXCEED THE NET PURCHASE PRICE PAID BY BUYER FOR THE PRODUCTS GIVING RISE TO THE CLAIM OR CAUSE OF ACTION, AND UNDER NO CIRCUMSTANCES SHALL MANUFACTURER BE LIABLE FOR DAMAGES RELATING TO SUPPLY, PAY FOR LABOR DOWNTIME OR FOR SPECIAL, INDIRECT, CONSEQUENTIAL, EXEMPLARY OR PUNITIVE DAMAGES. THESE LIABILITY LIMITATIONS AND EXCLUSIONS SHALL APPLY REGARDLESS OF THE FORM OF THE CLAIM OR CAUSE OF ACTION, WHETHER IN CONTRACT, WARRANTY, INFRINGEMENT, NEGLIGENCE, STRICT LIABILITY, OTHER TORT OR OTHERWISE. THE PRICE STATED FOR THE PRODUCTS IS A CONSIDERATION IN LIMITING MANUFACTURER'S LIABILITY.

**"ADDING VALUE
TO EVERYTHING WE TOUCH"**



St. Louis, MO - Headquarters

Locations

St. Louis, MO - Headquarters

4143 Rider Trail North | Earth City, MO 63045
314-344-8500 | 800-727-2358

Boise, ID

696 W Amity Rd | Boise, ID 83705
208-342-4681 | 800-423-4469

Charlotte, NC

9540 Julian Clark Avenue | Huntersville, NC 28078
704-949-2100 | 800-849-2358

Grand Prairie, TX

607 Avenue R | Grand Prairie, TX 75050
314-344-8555 | 800-727-2358

Sacramento, CA

1424 N Market Blvd | Sacramento, CA 95834
916-419-7191 | 800-289-2358

Philadelphia, PA

21 Cabot Blvd E | Langhorne, PA 19047
215-295-1900 | 800-777-1314

Vancouver, WA

7401 NE 47th Avenue | Vancouver WA, 98661
360-567-4280 | 800-234-2358

International

BeltService Canada Co.

2330 Millrace Court Unit 1 | Mississauga, ON L5N 1W2, Canada
905-565-9217 | 877-210-7423

BeltService de Mexico

Carretera Estatal 100 | El Colorado Higuierillas #4200 - Lote 22-A
76295 Municipio de Colon - Queretaro
+ 4422098869 | + 4422098884

BeltTS Italy

Via Risorgimento 8, 22044 | Inverigo CO, Italy
314-344-8500 | 800-727-2358



800-727-2358 | 314-344-8500

